



## Unique Trade Identifier (UTI): Generation, Communication and Matching

As of 2013 July 15

*[www.isda.org](http://www.isda.org)*

# Contents

<b>1</b>	<b>Document Scope</b>	<b>4</b>
<b>2</b>	<b>UTI – Key Principles</b>	<b>4</b>
<b>3</b>	<b>Unique Trade Identifier (UTI) Construct</b>	<b>6</b>
3.1	Background summary	6
3.2	Construct	6
3.3	UTI Prefix Waterfall	7
<b>4</b>	<b>Generic Trade Workflows</b>	<b>8</b>
4.1	Electronic Execution	8
4.1.1	Electronic Execution – No Allocation	8
4.1.2	Electronic Execution – Allocated	8
4.2	Broker/Direct Submission to Middleware	9
4.2.1	Affirm in Middleware	9
4.2.2	Confirm Matched in Middleware	10
4.2.3	Paper Trades	11
4.2.4	Affirm in Middleware – Cleared trade example (extension of scenario 4.2.1)	12
4.3	Cleared Trades	13
4.3.1	Unlinked Principal Trades	13
4.3.2	Unlinked Agency Trades	16
4.3.3	Linked Trades	18
4.4	Novations	20
4.4.1	Novated over Middleware	20
4.4.2	Novation on Paper	20
4.5	Prime Brokerage Flows	21
4.5.1	With Middleware	21
4.5.2	No Middleware	22
4.5.3	(a) Allocation(s) with preceding Block Trade	23
4.5.3	(b) Allocation(s) with no preceding Block Trade	24

4.5.4	(a) Novation when original trade has cleared	25
4.5.4	(b) Novation when original trade has not cleared	26
4.5.5	(a) Unwind when original trade has cleared	27
4.5.5	(b) Unwind when original trade has not cleared	27
4.5.6	PB executes full compression for Client per Client request	28
4.5.7	Intermediations	29
4.5.8	Negative Affirmation: Prime Equity Synthetics Front-to-Back Workflow	30
<b>5</b>	<b>UTI Generation and Matching for Historical Trade Populations</b>	<b>31</b>
5.1	Summary	31
5.2	Principles	31
<b>6</b>	<b>Appendices</b>	<b>32</b>
6.1	Creation of UTI - Event Table	32
6.2	UTI Generator - Decision Tree	33
6.3	Determination of the UTI Generating Party	34
<b>7</b>	<b>Glossary</b>	<b>38</b>
7.1	Acronyms used	38

# 1 Document Scope

To be compliant with regulation, counterparties need to report using a common identifier. This paper follows as closely as possible the findings communicated in ISDA's "Unique Swap Identifier (USI): An Overview Document" of June 7, 2012

<http://www2.isda.org/attachment/NDQ1Nw==/USI%20Overview%20Document%20final%20version.pdf>

This document focuses primarily on OTC flows. ETD transactions are addressed by the FOA, and this paper will seek to align with those where possible.

*NOTE: This is intended to be a living document, thus is subject to change in accordance with the discussions and views of the industry participants and evolving trading standards and practices. As such, parties should refer to the latest version of the document.*

## 2 UTI – Key Principles

The following principles were captured during workshops in relation to the generation, communication and matching of the UTI.

- 1 This paper outlines best practices to be followed by market participants, unless otherwise negotiated between Parties.
- 2 All trades should have a Unique Trade Identifier (UTI) which is generated, communicated and then matched.
- 3 If a trade requires a Unique Swap Identifier (USI), this should be used as the UTI.
- 4 UTI generation, communication and matching should occur at the earliest possible point in the trade flow. The list below is ordered in preference:
  - Centrally executed trades – reference is generated and communicated at the point of execution on a platform that can generate a UTI and ensure its uniqueness.
  - Up-front affirmed – reference is generated and communicated at the point of submission.
  - Back-end confirmation matched (post-trade) – reference is generated at submission and communicated at point of matching.
  - Paper trades – unless otherwise communicated, a reference is generated by individual firms who share via paper and update their reporting to reference the UTI for the trade once agreed by counterparties.
- 5 To communicate the UTI, if electronic means are available, Parties should communicate the UTI using the affirmation or matching platform. If no electronic means are available, then Parties should first look to communicate the UTI through trade recap via email or voice, and if this is not possible, then through intraday or EOD reconciliation reporting. Otherwise, communicate via exchange of the paper confirm, if applicable.

- 6 If Parties do not have a UTI at time of reporting, they should report using their own trade reference until a UTI is agreed, at which time they update and report with the agreed, final UTI.
- 7 Determination of who defines the UTI for paper trades should follow existing industry best practices for that asset class. Below are some examples; further detail for each asset class is available in Appendix 6.3 “Determination of the UTI Generating Party.” For trades where the UTI Generating Party (GP) is unclear, the Parties can agree bilaterally on who will be the UTI GP.
  - FX - "Our ref / Your ref" protocol.
  - Credit - Where floating rate payer (seller) can be identified – then float rate payer will determine UTI.
  - Rates – For a Fix-Float IRS the payer of fixed will determine UTI.
  - Equities - Seller of performance on any product in the taxonomy will determine UTI.
- 8 In respect of reporting obligations, the illustrating cases given show both Parties as Principal to the trade (and are therefore subject to reporting).

## 3 Unique Trade Identifier (UTI) Construct

### 3.1 Background summary

Industry groups have strived to find a unified solution for the prefix portion of the UTI for non-CFTC registered reporting counterparties. Although the preferred approach was use of the 20 character Legal Entity Identifier (LEI), it emerged during industry discussions that many FX systems were designed to accommodate up to, and including, a 10 character prefix, and could not easily or readily be changed. Industry groups examined many alternatives in order to find a solution which would work across all asset classes, and agreed on the one outlined in this section.

The Global LEI System<sup>1</sup> is being used as a foundation for this 10 character UTI prefix solution. Characters 7-18 form the entity-specific portion of the 20 character global LEI number allocation scheme. The first 10 characters, characters 7-16, of this entity-specific portion should thus be used as the UTI prefix in line with the construct and waterfall described below.

### 3.2 Construct

In order to ensure uniqueness across all reportable transactions, a Unique Trade Identifier (UTI) is comprised of two parts:

1. a UTI Prefix that is unique to the party generating the UTI; and
2. a Transaction Identifier

Provided the UTI Generating Party (GP) ensures it always issues a new Transaction Identifier in relation to their UTI Prefix, each UTI value in the industry should be unique. In order to ensure each party has a reserved UTI Prefix, the industry has agreed the following approach for each UTI Generating Party to determine their UTI Prefix.

Since the USI Namespace is only available to those who register with the CFTC<sup>2</sup>, not all trading counterparties are going to have one. Counterparties should first look to use the CFTC USI Namespace, or any other Namespace which a regulator may have mandated should be part of reporting, as the UTI prefix. If a Party has neither, and needs to generate a UTI for global reporting, use characters 7-16 of the global LEI as the 10 character UTI prefix. The "UTI Prefix Waterfall" diagram below illustrates the hierarchy.

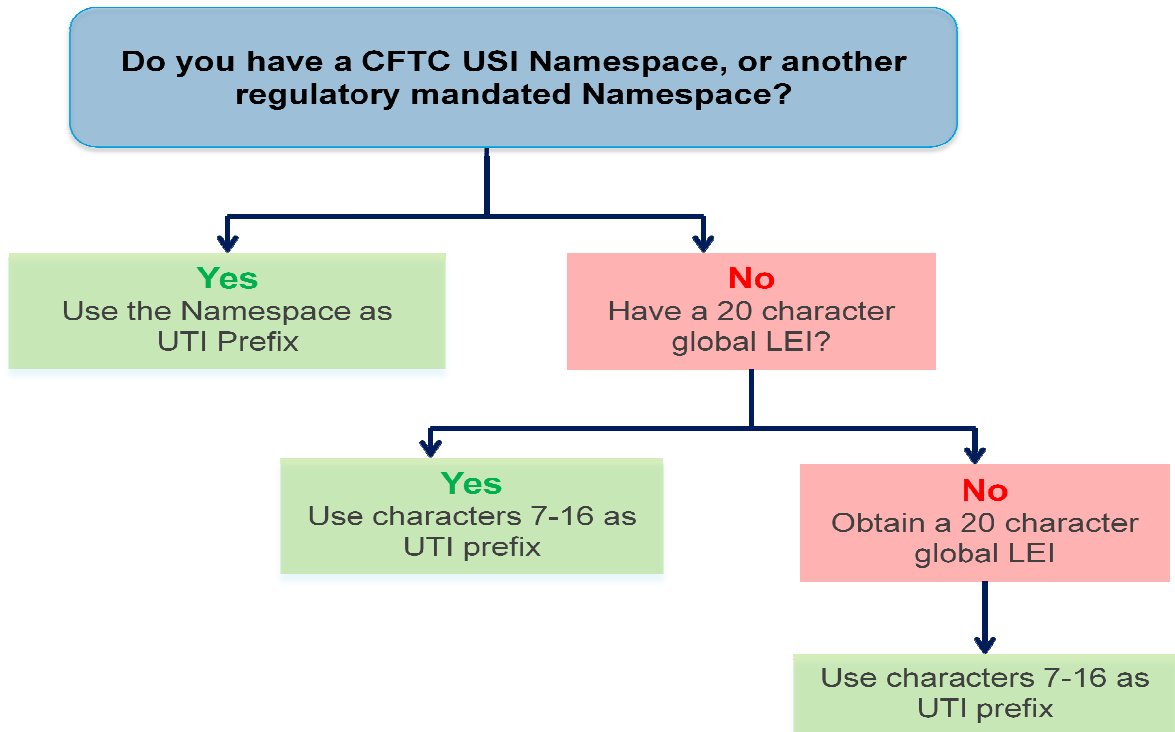
If a trade is not reportable to the CFTC, but a Party has a USI Namespace, that USI Namespace should still be used.

---

<sup>1</sup> FSB, "Third progress note on the Global LEI Initiative" Annex 2, October 2012. LEI ROC, "Allocation of Pre-LOU Prefixes for Pre-LEI Issuance" 14 June 2013.

<sup>2</sup> For CFTC specifications on USI Namespace, refer to "Unique Swap Identifier (USI) Data Standard" 2012 October 1. <http://www.cftc.gov/ucm/groups/public/@swaps/documents/dfsubmission/usidatastandards100112.pdf>

### 3.3 UTI Prefix Waterfall



## 4 Generic Trade Workflows

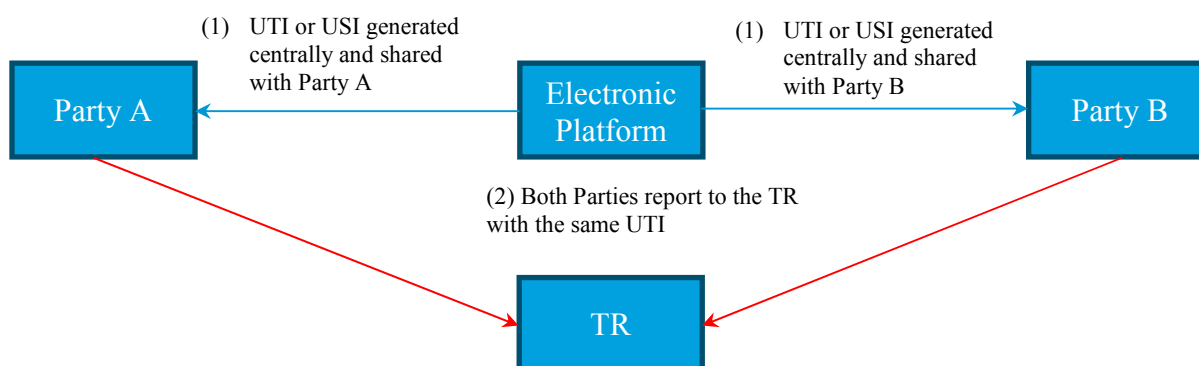
### Key

- UTI Generation and Communication flow
- Unwind, Step Out, Termination flow
- ←...→ Netted flows
- Reporting (if line is dashed, indicates could be reported by Middleware of Party to trade)

### 4.1 Electronic Execution

#### 4.1.1 Electronic Execution – No Allocation

For any trade executed on an electronic platform, both Parties should use the UTI generated by the electronic platform if available, otherwise, they should default to the next available point of the trade flow for determination, i.e. Middleware or Paper flow (see relevant trade flows).



*Note: A broker may, in certain markets, be treated as a platform and be capable of generating a UTI for the Parties.*

#### 4.1.2 Electronic Execution – Allocated

If the trade is allocated over a platform, and the platform (electronic direct allocation) can generate the UTI for each allocation and notify both Parties, then this should be used. The platform over which the trade is allocated may not be the same as that upon which it was executed.

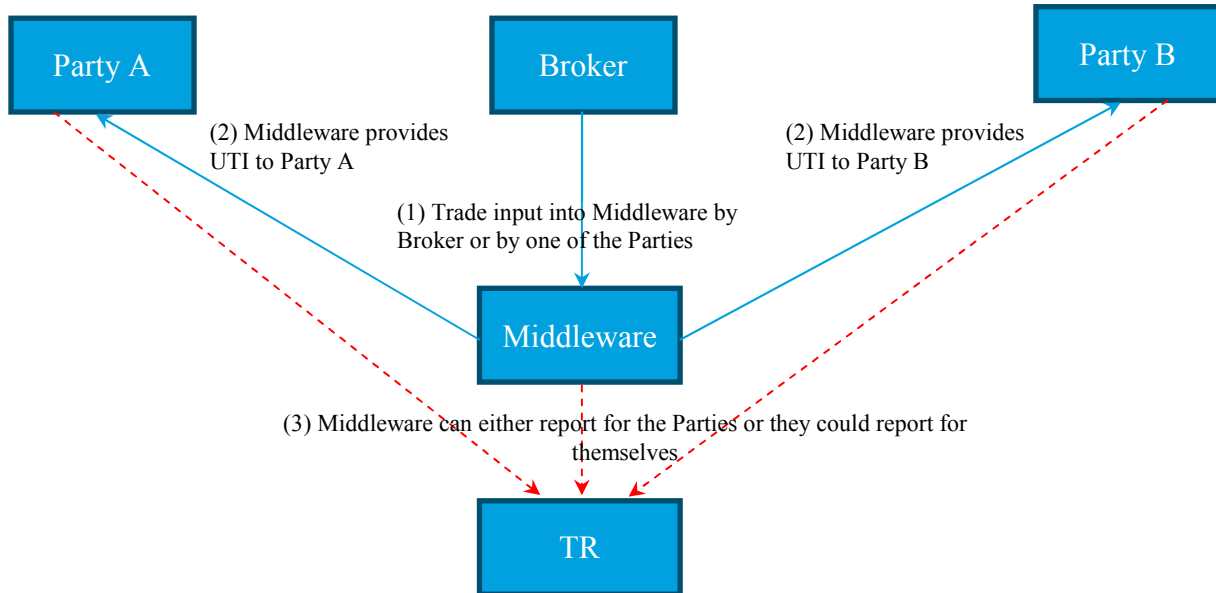
Where a trade is allocated off-platform (or the platform cannot generate a UTI), then the Dealer allocating the trade will generate the UTIs and notify the buy-side of the references via the confirmation process.



## 4.2 Broker/Direct Submission to Middleware

### 4.2.1 Affirm in Middleware

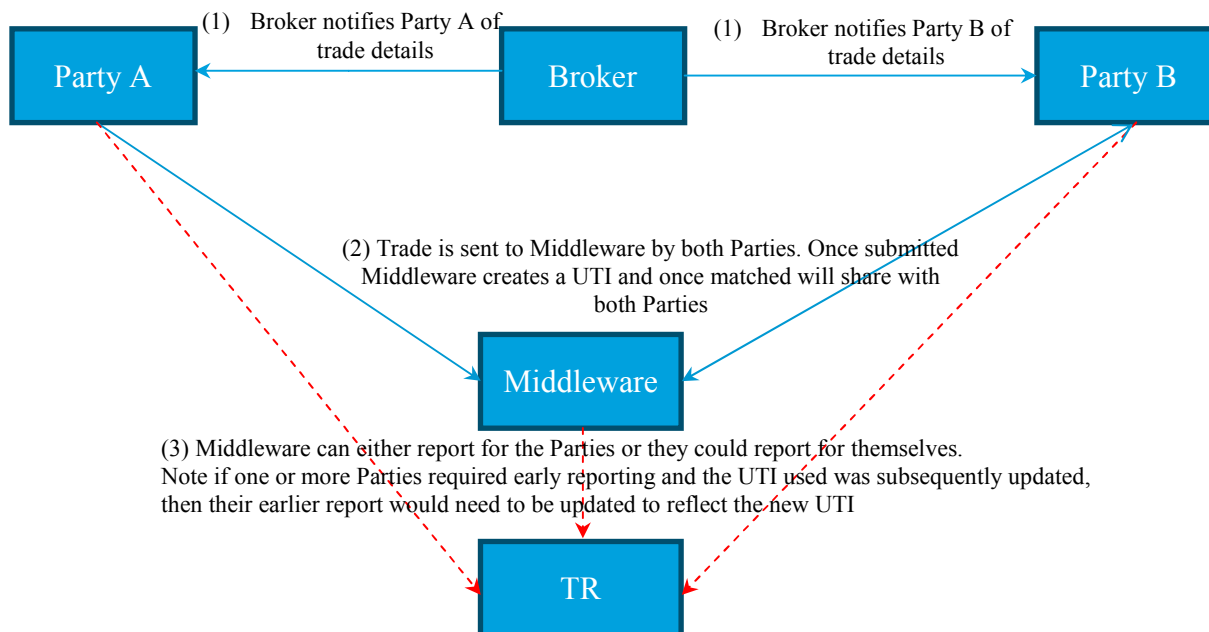
There is no central generation of UTI at point of execution. Both Parties agree the trade with a Broker and the Broker inputs to Middleware or, the trade is agreed bilaterally and input by one side into Middleware.



Both Parties affirm trade in the Middleware system. Middleware system will generate a UTI which will be shared and consumed by both Parties to the trade.

### 4.2.2 Confirm Matched in Middleware

There is no central generation of UTI at point of execution. The trade is either done by a Broker, or bilaterally agreed between Counterparties. Trade details are sent to Middleware by Parties A and B for matching.



Middleware generates a UTI when the first trade is submitted. If the subsequent submission matches, then the UTI will be shared and consumed by both Parties. Once matched, the Middleware will determine the correct UTI and notify both Parties who will need to consume, and if applicable, update their reference to match.

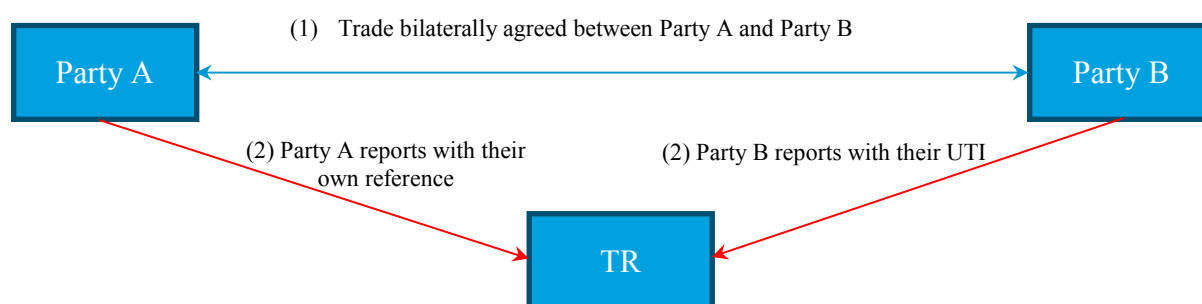
In the occasional instance where trades get confirmed via Middleware or an electronic confirmation platform which does not offer UTI generation or reporting services, the UTI generation guidelines for paper confirmed trades would apply. See Appendix 6.3 “Determination of the UTI Generating Party” for these guidelines.

### 4.2.3 Paper Trades

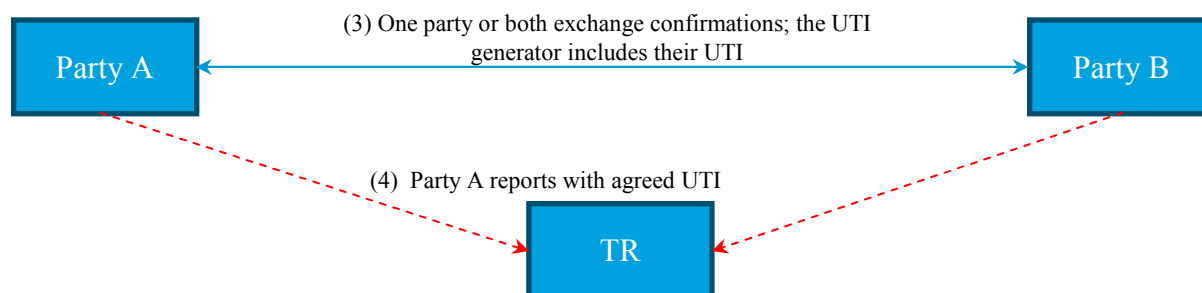
There is no central execution and no Middleware for confirmation matching; trades will be paper confirmed. If the other Party receives the agreed UTI before the reporting deadline, then they should also include the UTI on their Confirmation. However, if the other Party has not received an agreed UTI before the reporting deadline, they may submit their own trade reference, but not report a UTI until a UTI is agreed, at which time they should update and report with the agreed, final UTI.

To determine who generates the UTI when there is no central execution platform, see Appendix 6.2 “UTI Generator - Decision Tree.”

In the example shown, Party B is the UTI generator.



One Party will be required to update their reference to match that of the determining Party.

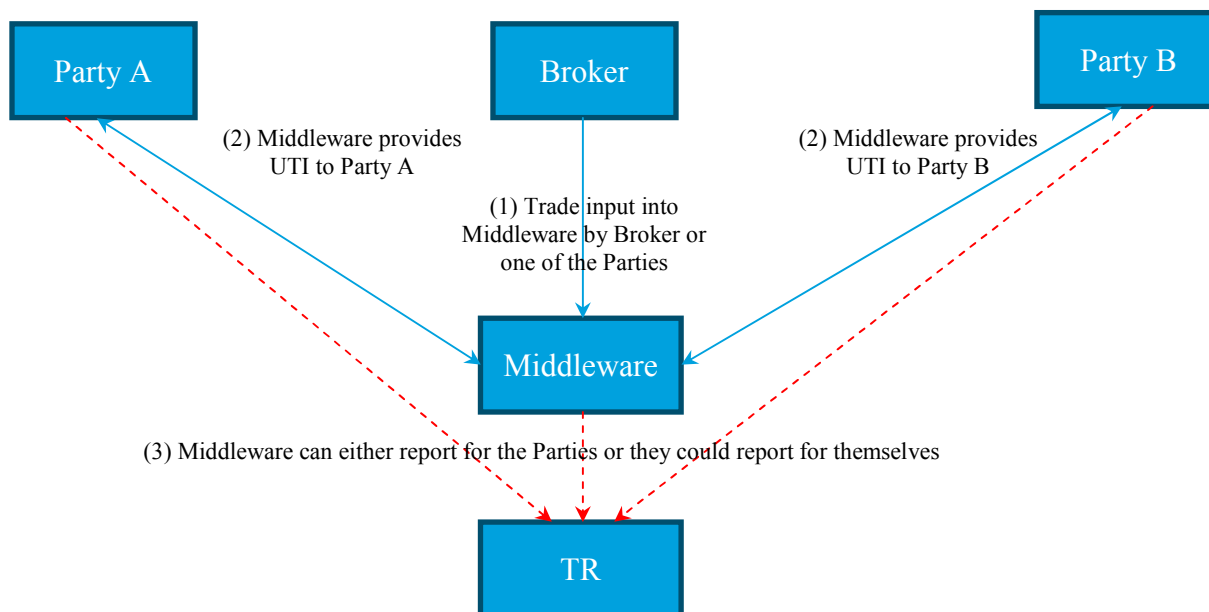


#### 4.2.4 Affirm in Middleware – Cleared trade example (extension of scenario 4.2.1)

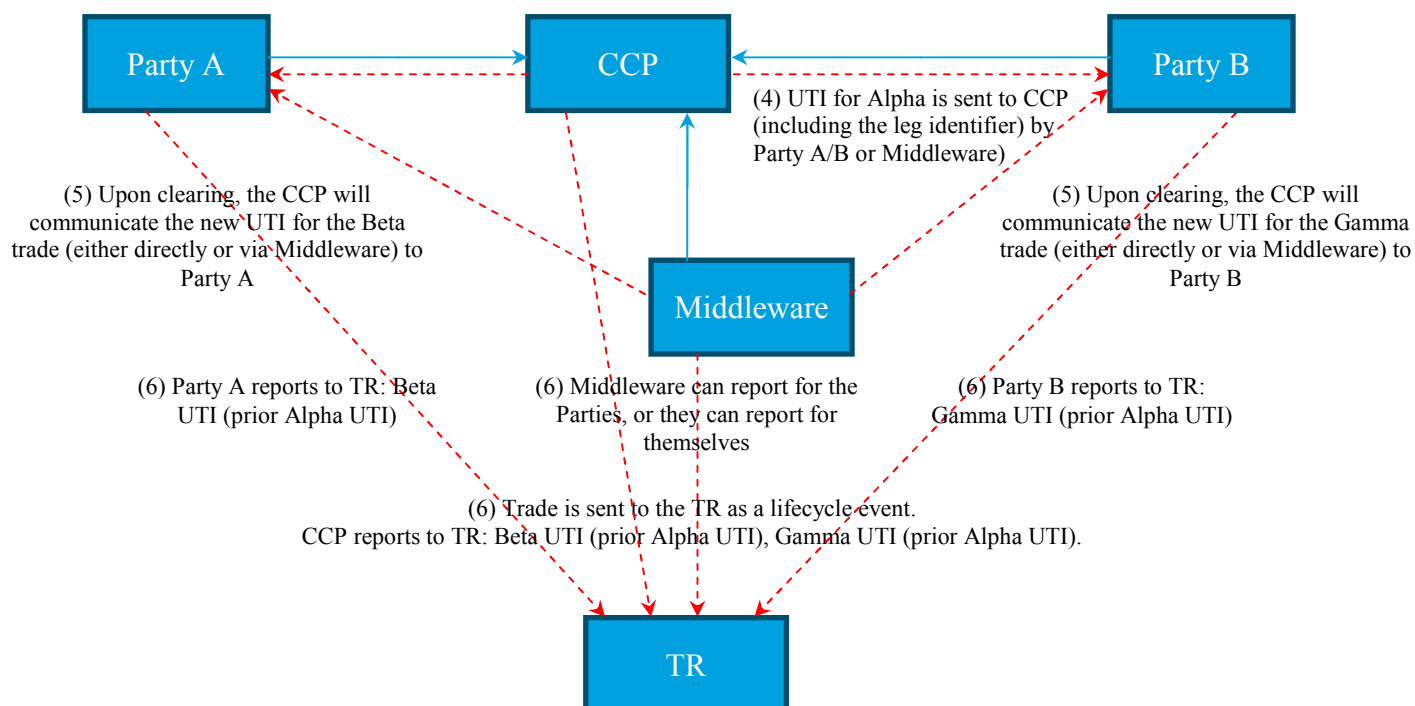
There is no central generation or exchange of UTI at point of execution.

##### Alpha

One Party/Broker alleges the trade in the Middleware system for the other Party to accept. Middleware system will generate a UTI, which will be shared and consumed by both Parties to the trade



##### Beta/Gamma



### 4.3 Cleared Trades

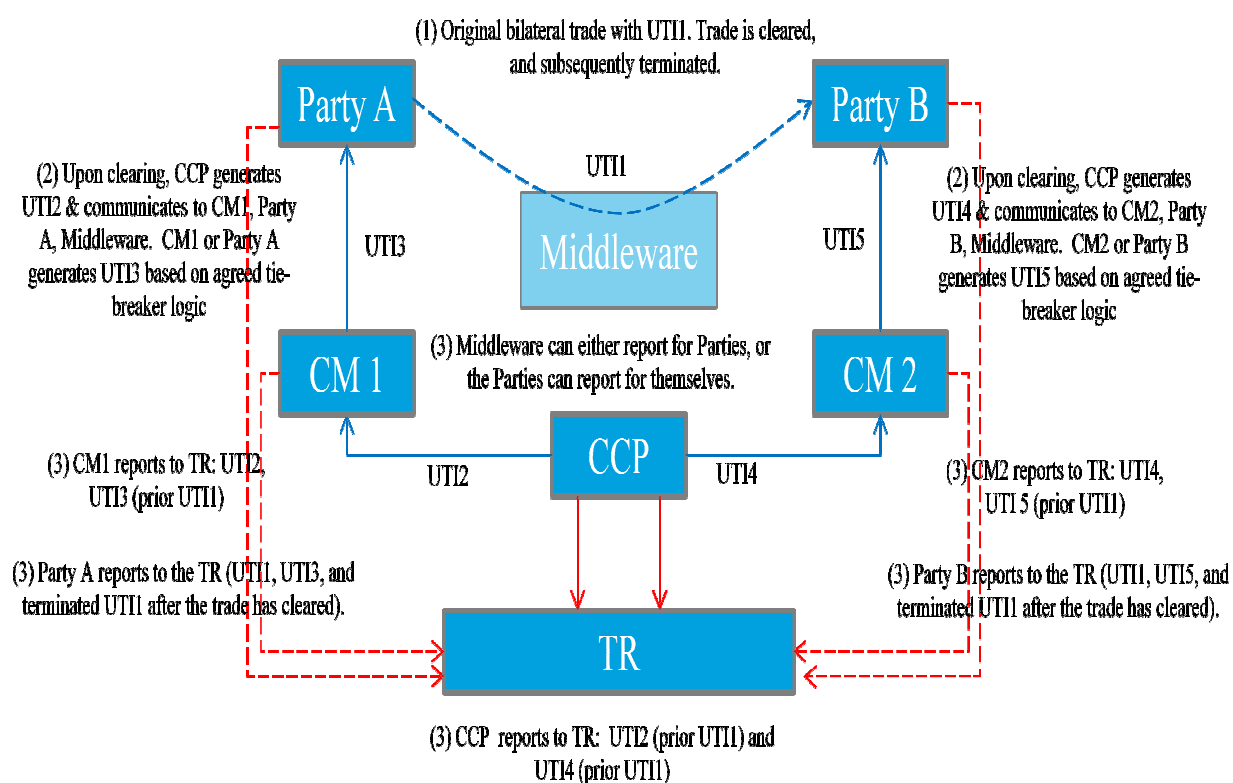
The following diagrams are intended to generically represent common flows for cleared swaps for purposes of communicating the UTI. Not all flows will apply to all asset classes, nor will all CCPs support all flows.

For simplicity of illustration, the cleared trade scenarios show reporting to one TR, however, it is possible that reporting could occur to separate TRs.

#### 4.3.1 Unlinked Principal Trades

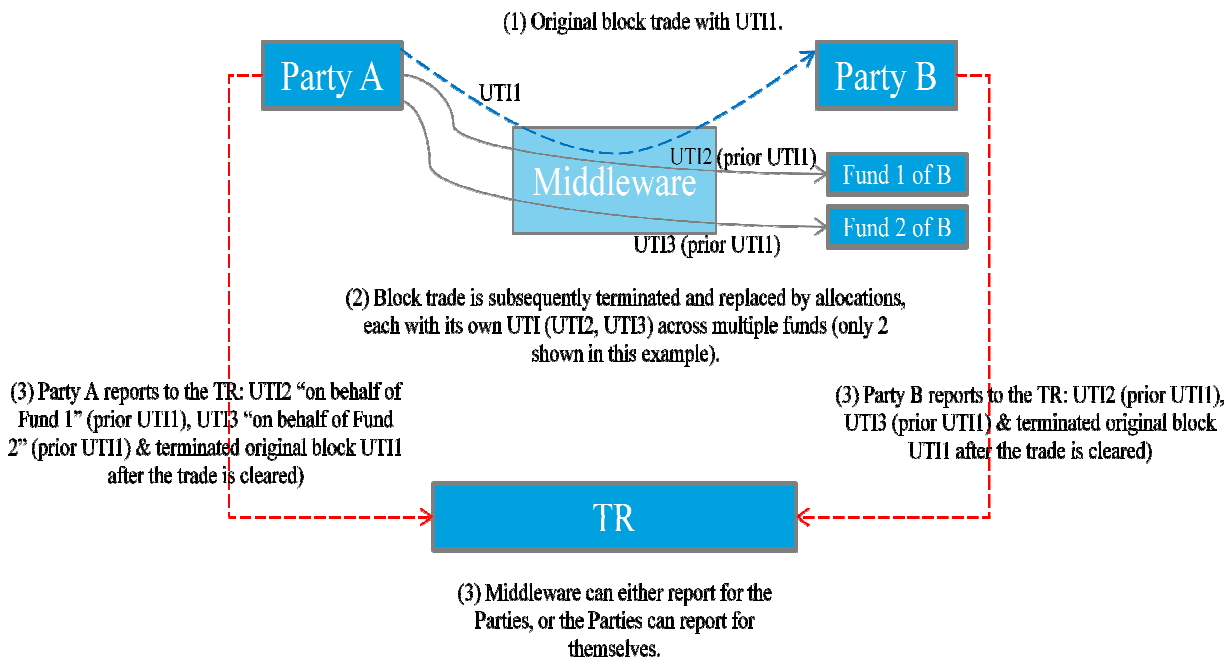
##### 4.3.1.1 New Trade

The Unlinked model implies no linkage between the two cleared sides.



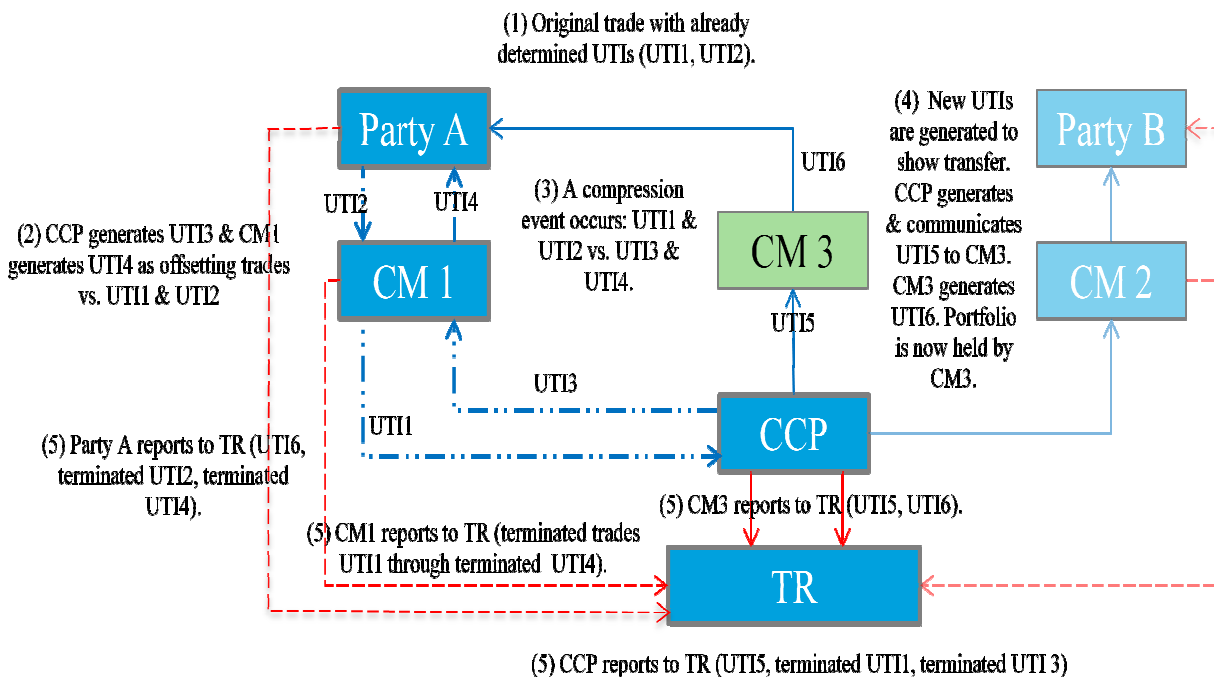
4.3.1.2 Allocated Trade

This example illustrates a pre-clearing scenario. Once trades are sent for clearing, then the flows are identical to "Unlinked Principal Trades - New Trade" shown in section 4.3.1.1.



4.3.1.3 Portfolio Transfer

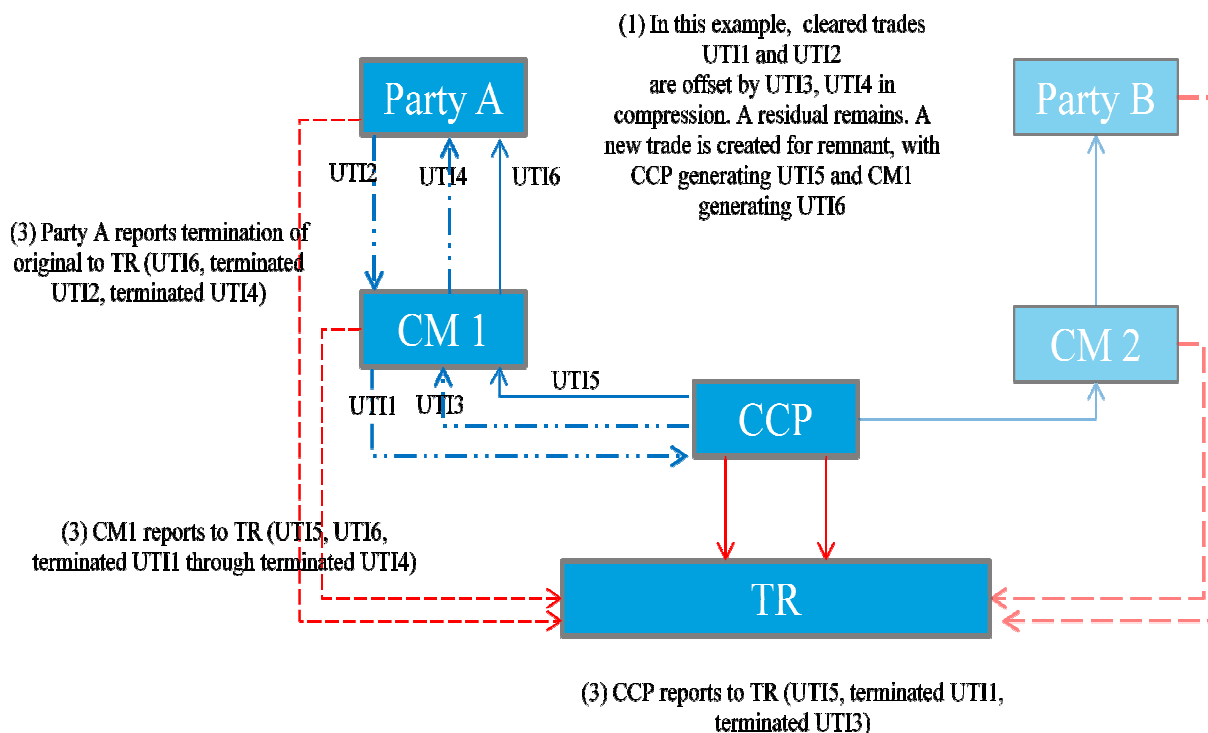
The trade between original Parties is agreed & already has a UTI (UTI1, UTI2). The portfolio is now being transferred from Clearing Member 1 (CM1) to CM3.



#### 4.3.1.4 Compressions

In a compression, multiple trades already exist and have cleared. The original trades are closed per Client request by executing a new trade in an offsetting position to the original trade. In a full compression, no residual amount remains after netting, so no new trade arises (e.g., no new UTI generated). Both original trades are terminated. In a partial compression, a residual amount remains after netting, and a new trade for the remnant is created with a new UTI. The compressed original trades are terminated.

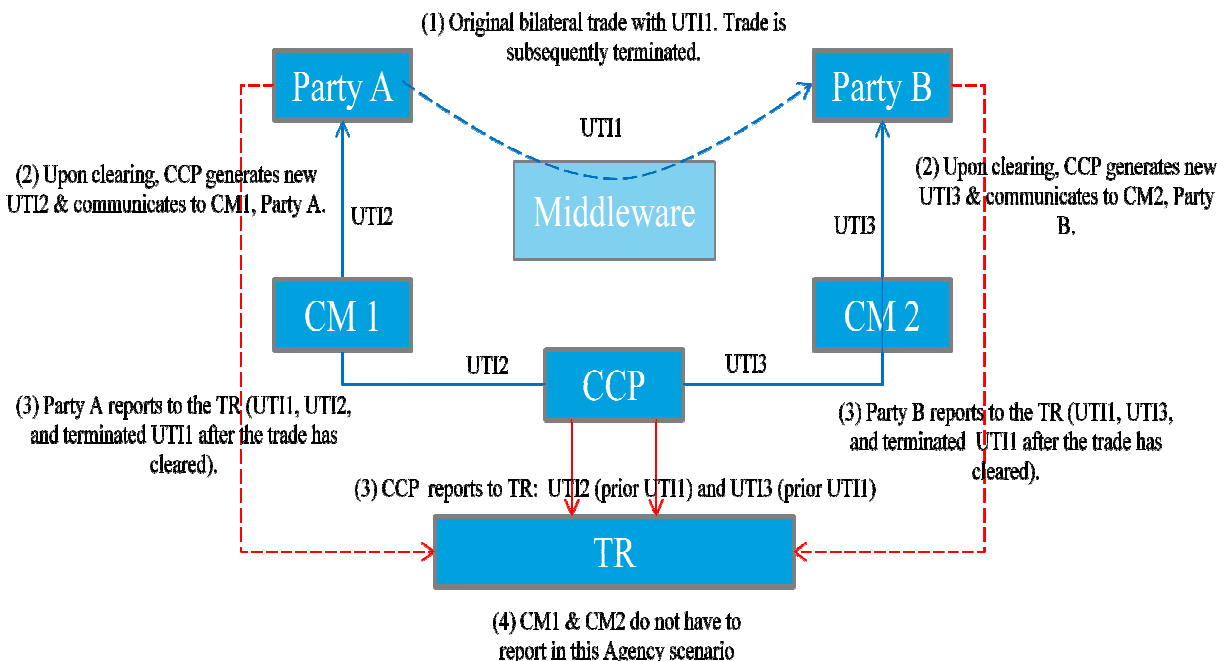
A partial compression, which is a post-clearing event, is illustrated here. In a full compression, new UTI5 and new UTI6 would not be generated.



### 4.3.2 Unlinked Agency Trades

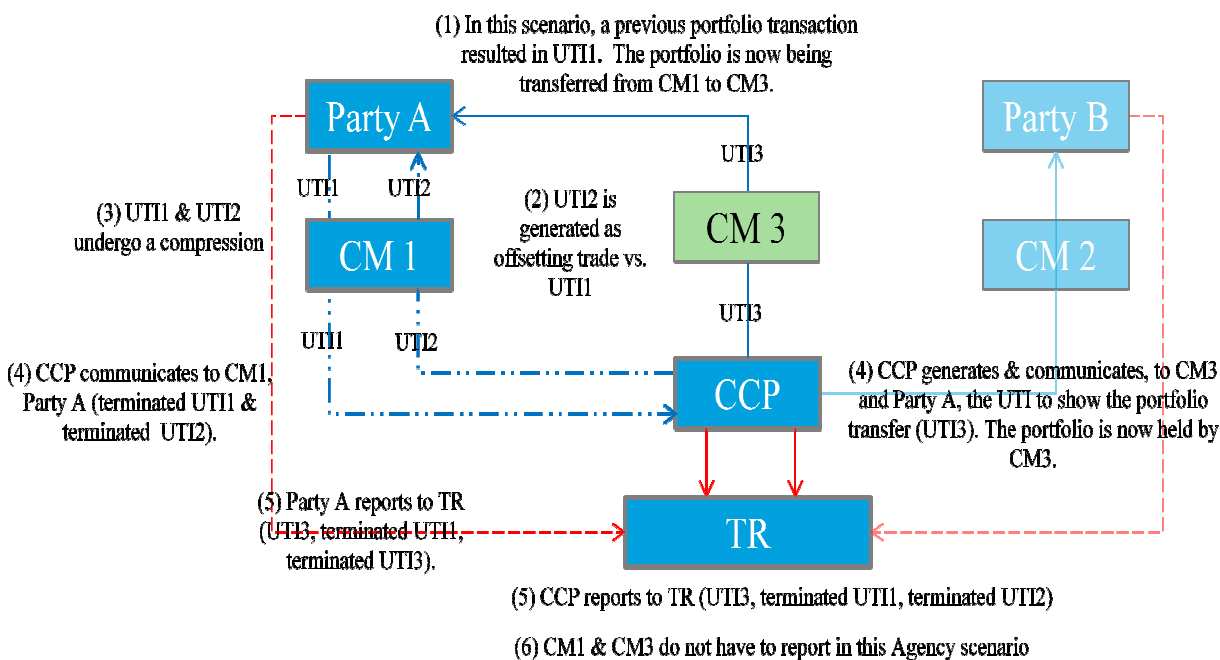
In Agency trades, the CM may report trades, but does not have an obligation to do so.

#### 4.3.2.1 New Trade



#### 4.3.2.2 Portfolio Transfer

The trade between original Parties is agreed & already has a UTI (UTI1). The portfolio is now being transferred from CM1 to CM3.

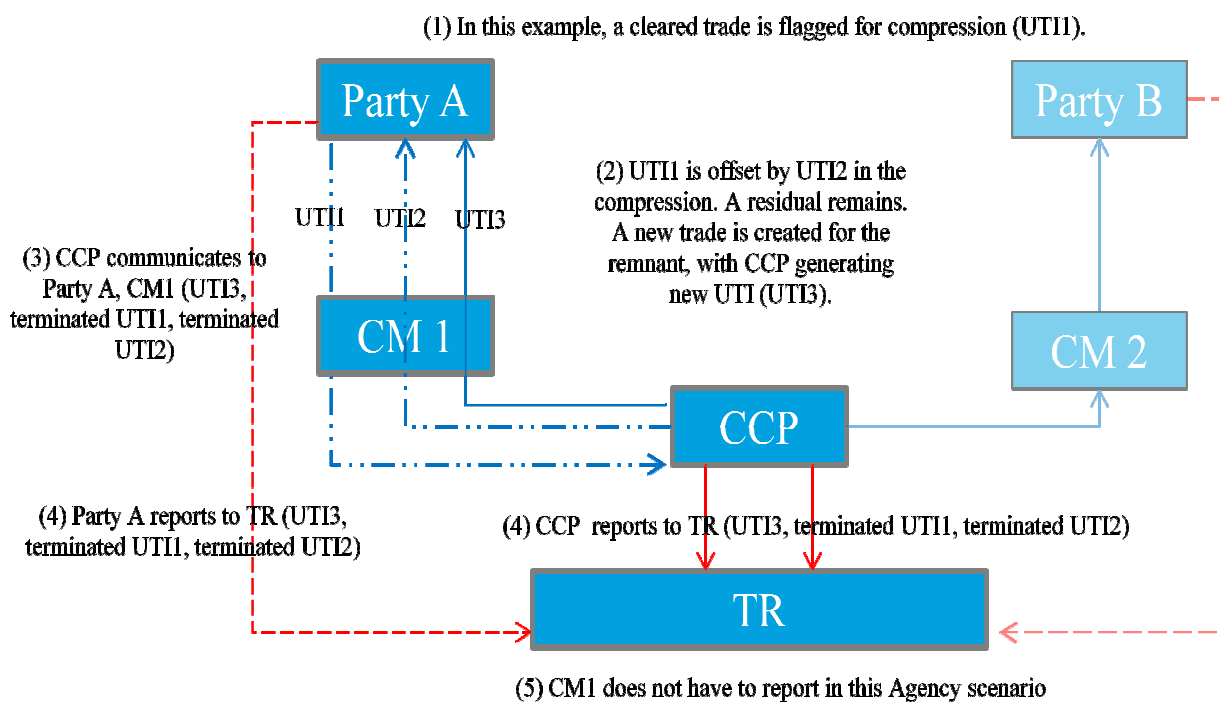




#### 4.3.2.3 Compressions

In a compression, multiple trades already exist and have cleared. The original trades are closed per Client request by executing a new trade in an offsetting position to the original trade. In a full compression, no residual amount remains after netting, so no new trade arises (e.g. no new UTI generated). Both original trades are terminated. In a partial compression, a residual amount remains after netting, and a new trade for the remnant is created with a new UTI. The compressed original trades are terminated.

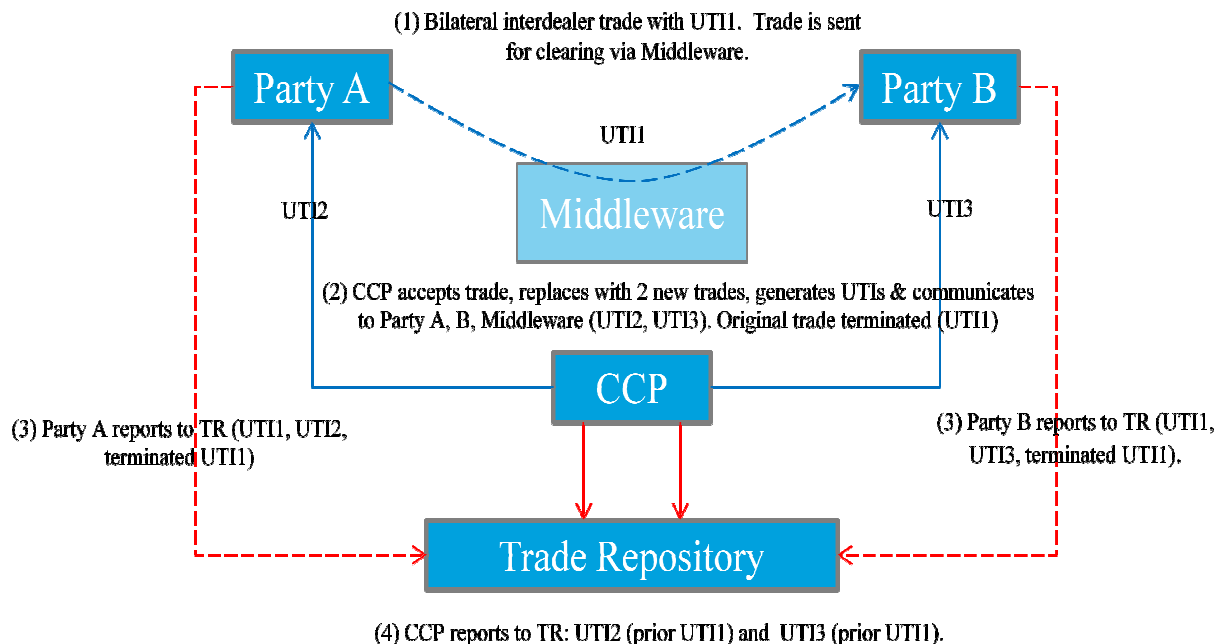
A partial compression, which is a post-clearing event, is illustrated here. In a full compression, new UTI3 would not be generated.



### 4.3.3 Linked Trades

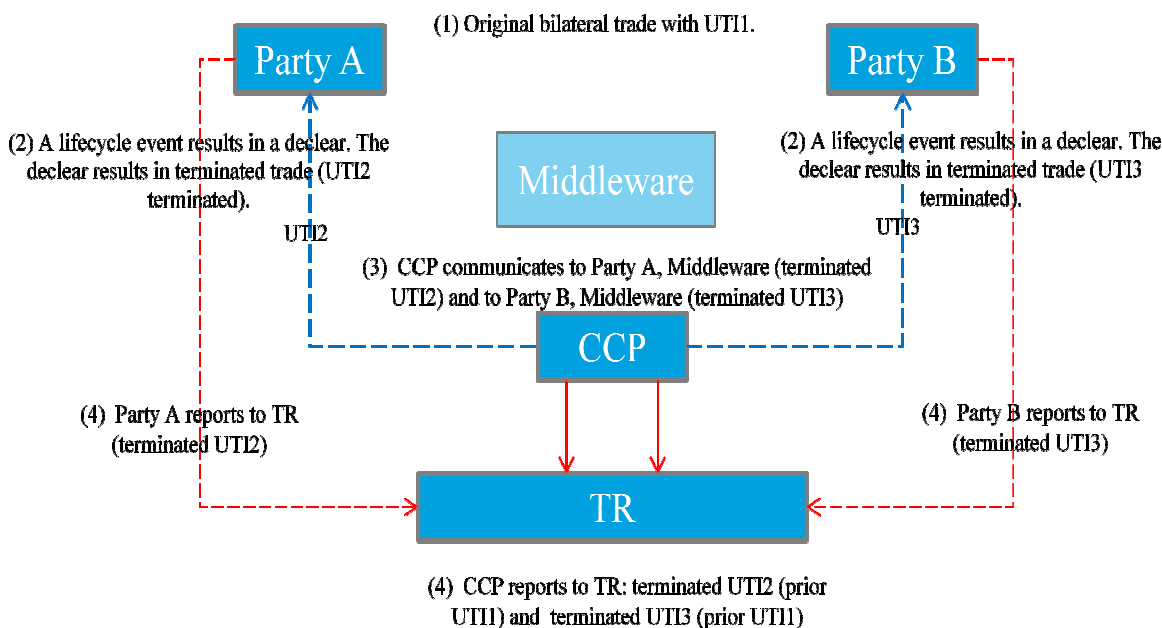
Linked trade scenarios apply to certain interdealer trades, where both Parties are Clearing Members.

#### 4.3.3.1 New Trade



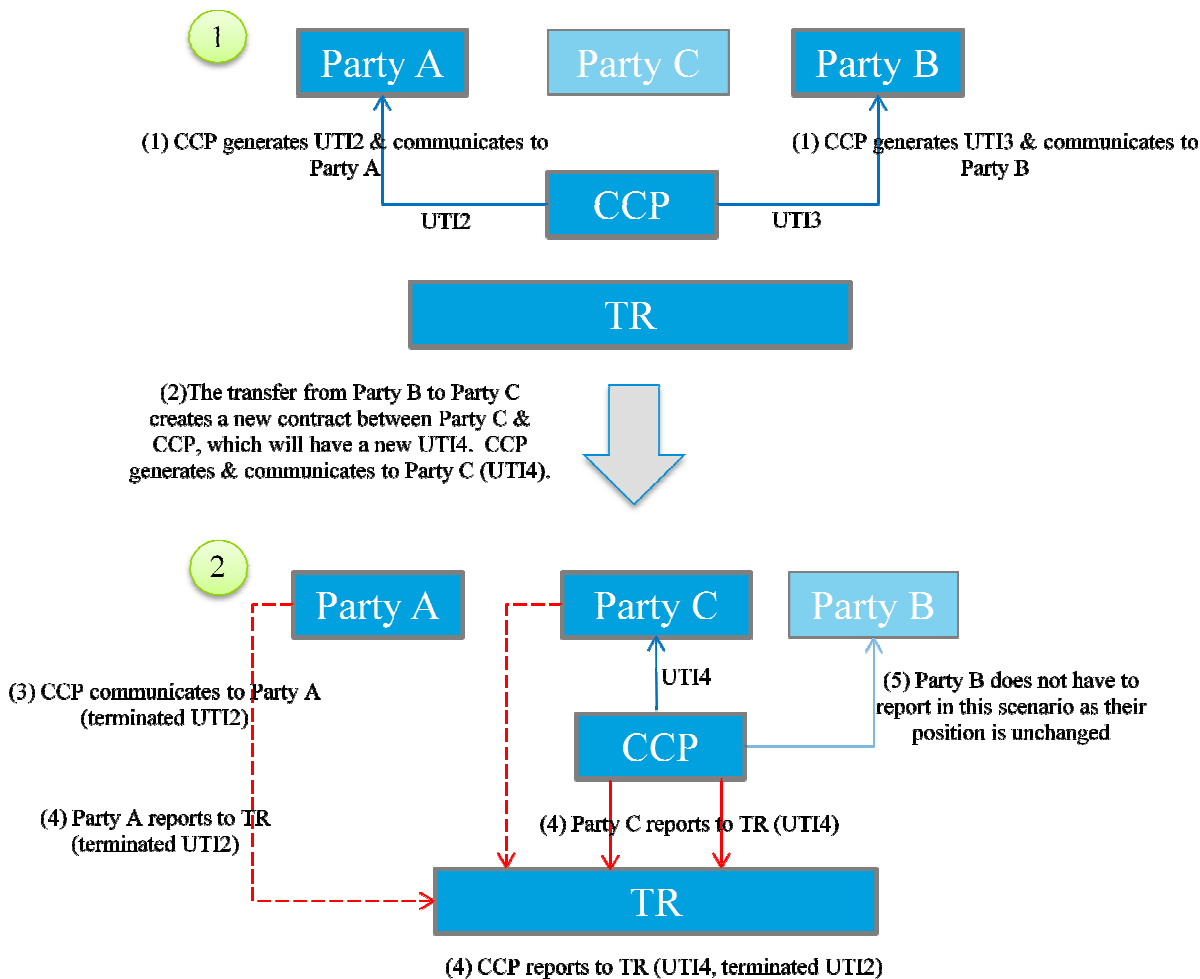
#### 4.3.3.2 Existing Trade - Lifecycle Event

Original bilateral trade with UTI1 generated by Middleware already exists with a UTI (UTI1). A Lifecycle event results in a declare. Any actions which occur after declaring result in a new trade for clearing.



4.3.3.3 Existing Trade - Position Transfer

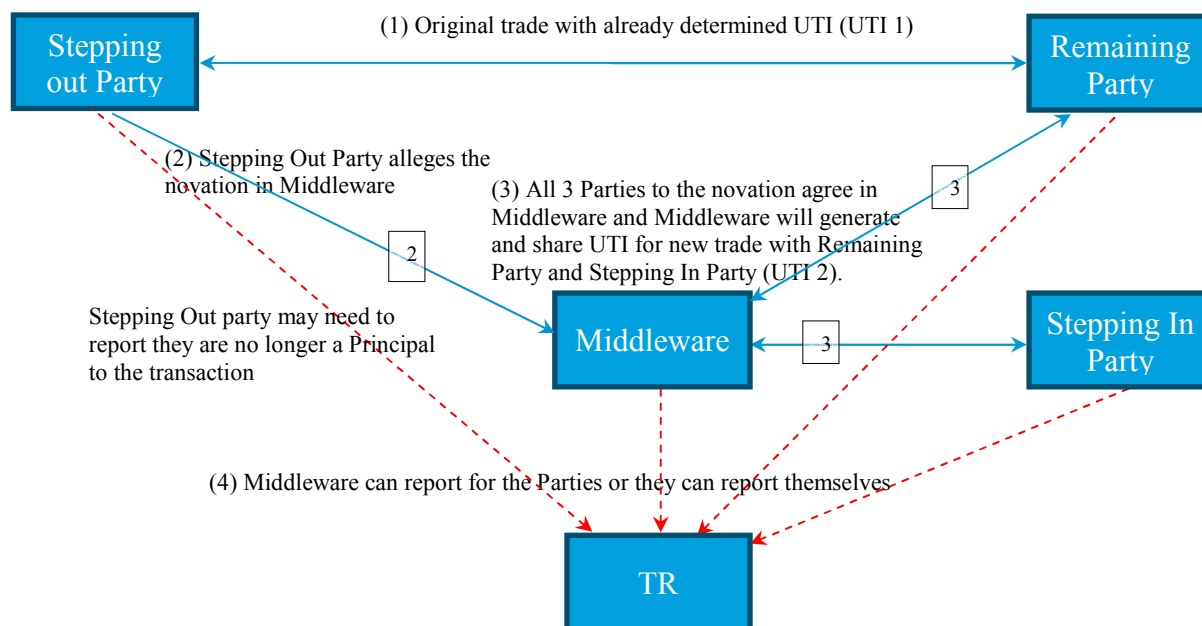
The original trade is agreed and already has a UTI (UTI1). A position transfer results in the transfer of one side of the cleared trade from Party A to Party C. The transfer creates a new contract between Party C and the CCP which will have a new UTI.



## 4.4 Novations

### 4.4.1 Novated over Middleware

The trade between the original Parties is agreed and already has a UTI.



In the case of creation of a new UTI, a reference to a prior UTI will be required (see "Creation of UTI - Event Table" in Appendix 6.1).

### 4.4.2 Novation on Paper

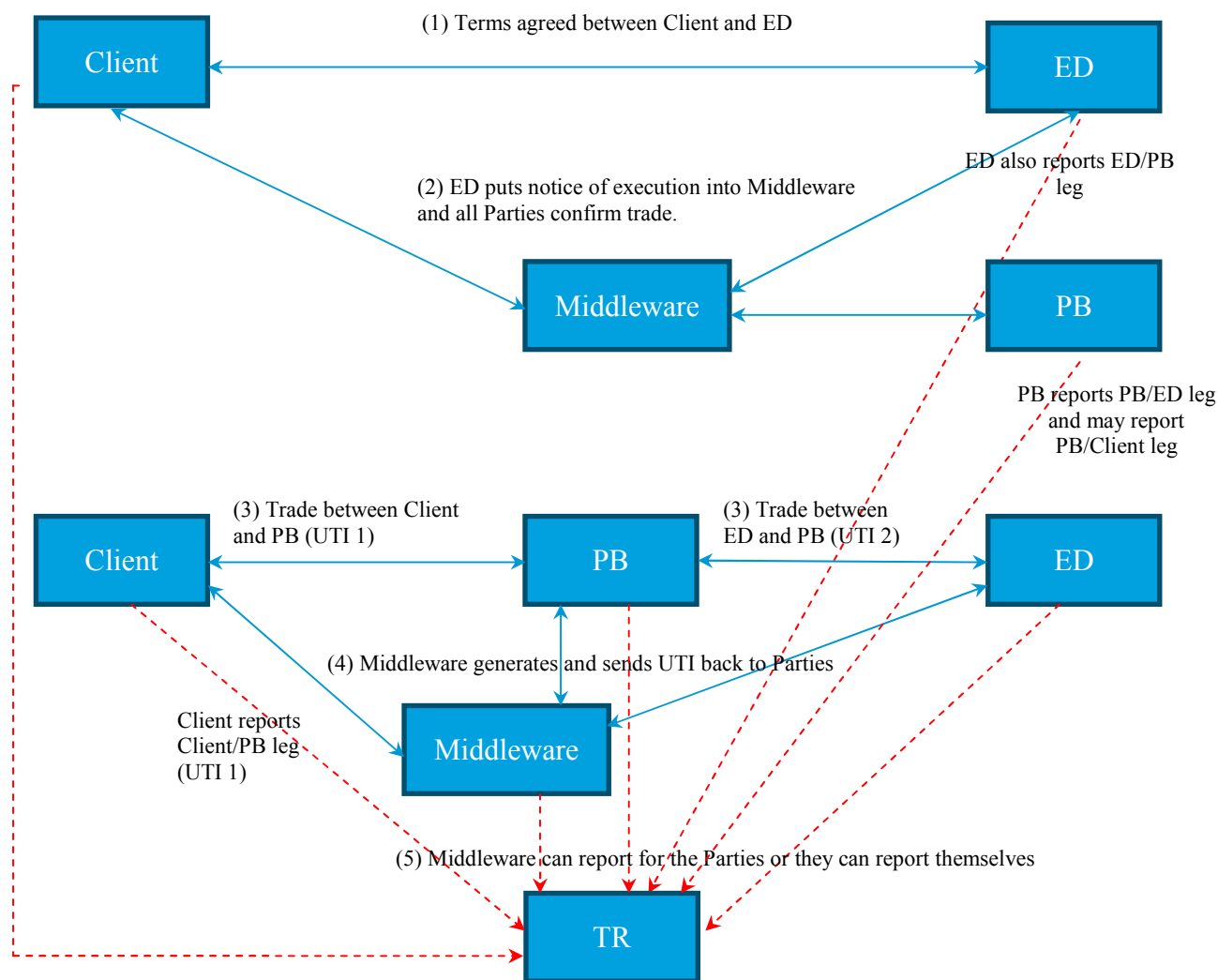
Work flow is the same as for paper trades. UTI needs to be shared as part of the confirmation process. Upon novation, the party responsible for generating the UTI creates it. The UTI needs to be shared as part of the Confirmation process.

## 4.5 Prime Brokerage Flows

For Prime Brokerage transactions, Parties can reference a prior UTI if required by a Regulator. In general for Prime Brokerage, the ED is the UTI generator for the ED/PB leg, while the PB is the UTI generator for the Client/PB leg.

### 4.5.1 With Middleware

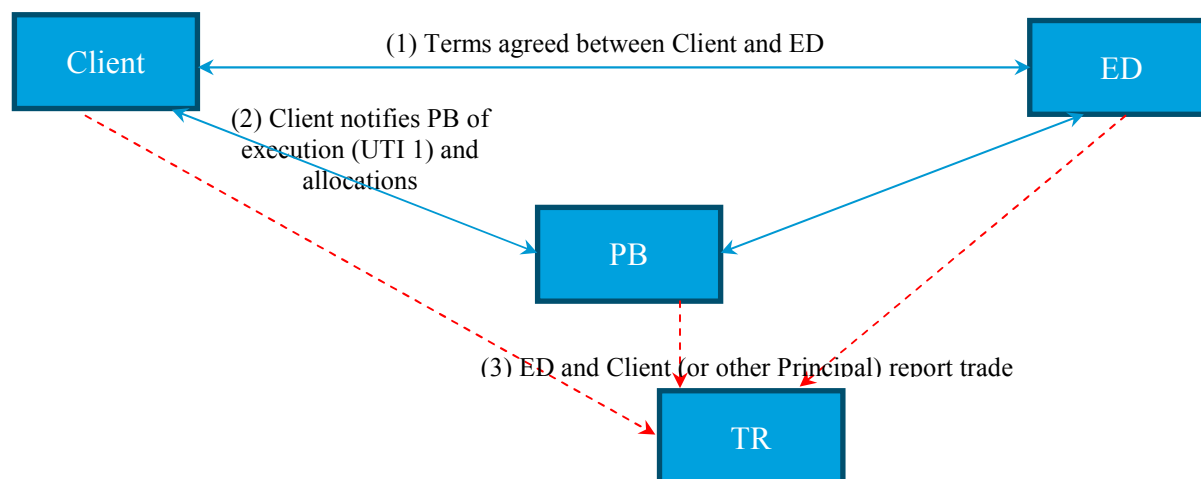
If the Client is acting as Agent to the PB during the transaction negotiation, the PB may report on behalf of the Client. The PB/Client leg and PB/ED leg are reportable, the ED versus Client leg is not, and the flows are shown below. If the Client is acting as Principal, then the process follows the model depicted in Section 4.3 "Novations."



**\*Note:** Execution time for PB-reported trades is the time the trade was accepted by the PB. If Middleware is not generating the UTI, then it consumes the UTI from the UTI generator and shares with Parties.

### 4.5.2 No Middleware

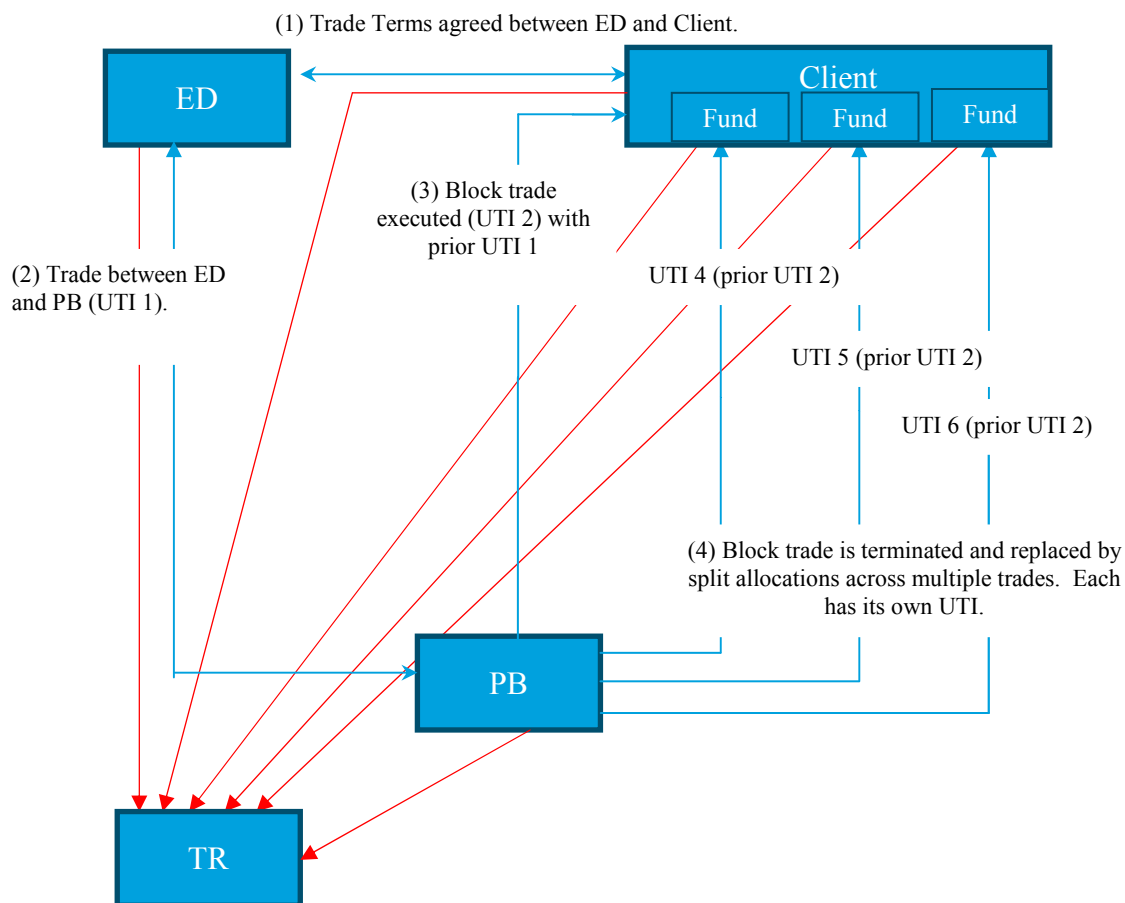
This is for the scenario where there is no Middleware provider, such as in FX. There is no central generation and sharing of UTI. As the ED and Client are not Principal to the trade, the reporting obligation resides on the ED-PB leg and the PB-Client leg (following allocations from the Client).



### 4.5.3 (a) Allocation(s) with preceding Block Trade

On the PB-Client side, funds are initially allocated to a single ED-PB block trade. The block trade is subsequently terminated and replaced by a split allocation across multiple PB-Client trades. Each has its own unique UTI.

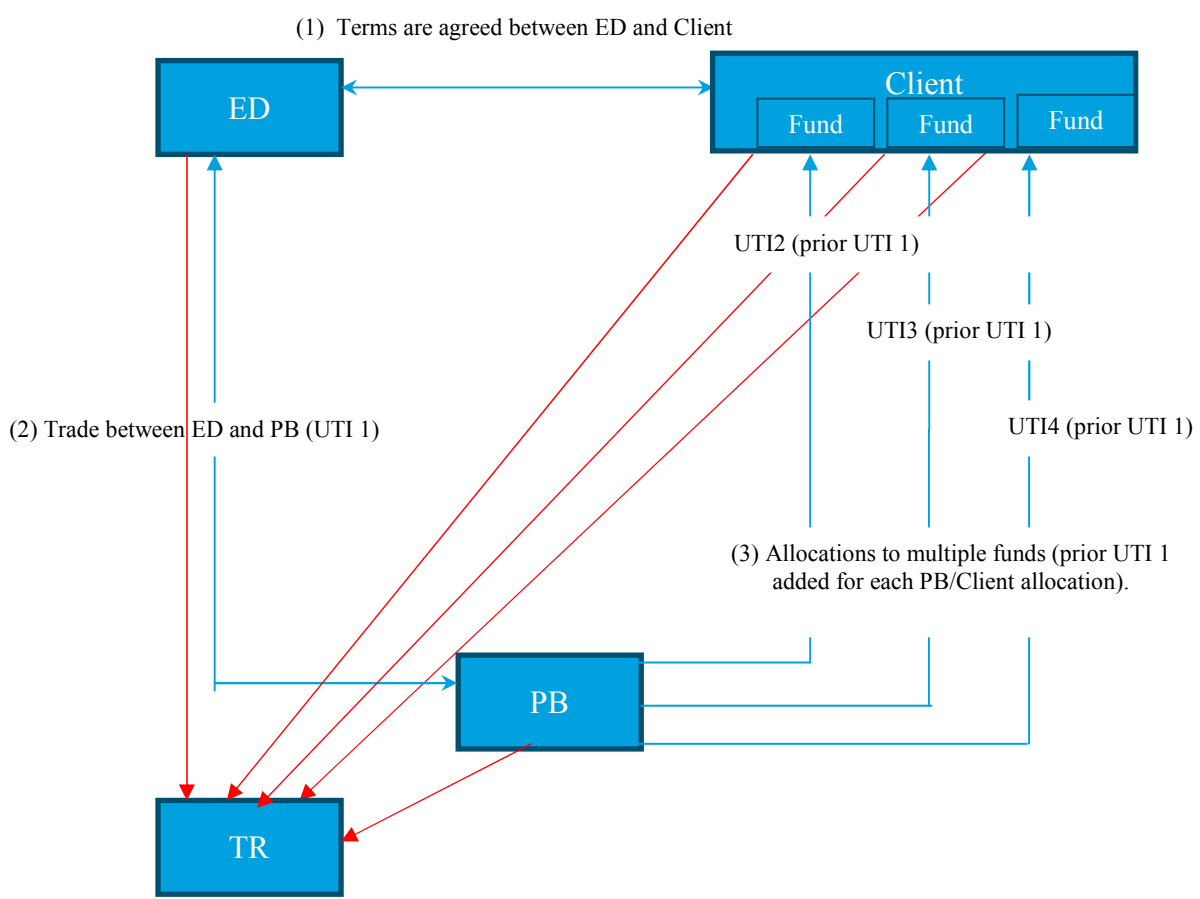
In some jurisdictions, a requirement exists for the initial PB-Client block trade to refer back to the mirror ED-PB trade. Each of the Client-side allocation trades will have the UTI of the trade they replaced in the trade repository.



### 4.5.3 (b) Allocation(s) with no preceding Block Trade

One-to-many PB transactions, with no preceding Client-side block trade. On the PB-Client side funds are split across allocations over multiple deals.

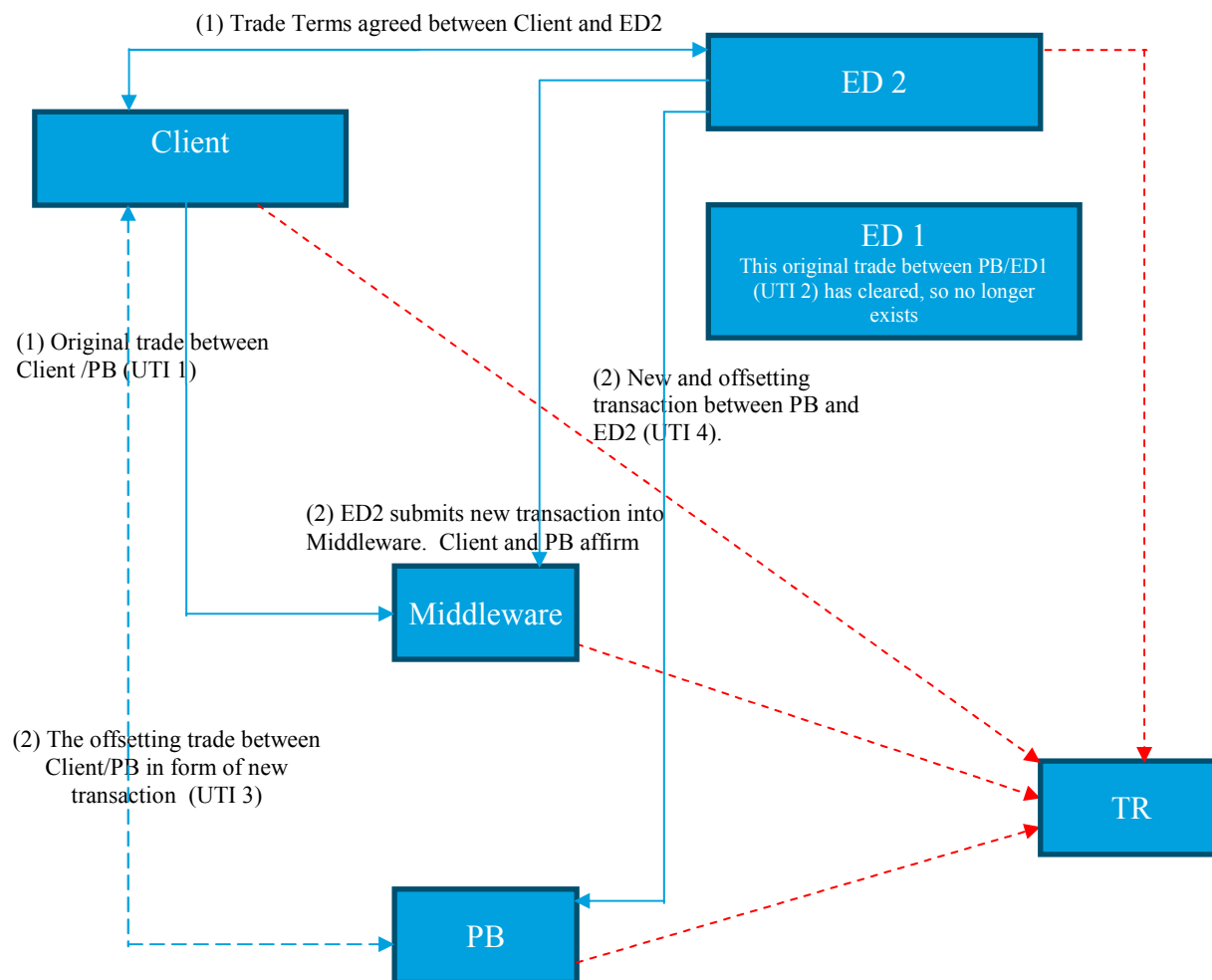
In some jurisdictions, a requirement exists for each PB-Client trade to refer back to the mirror ED-PB trade.





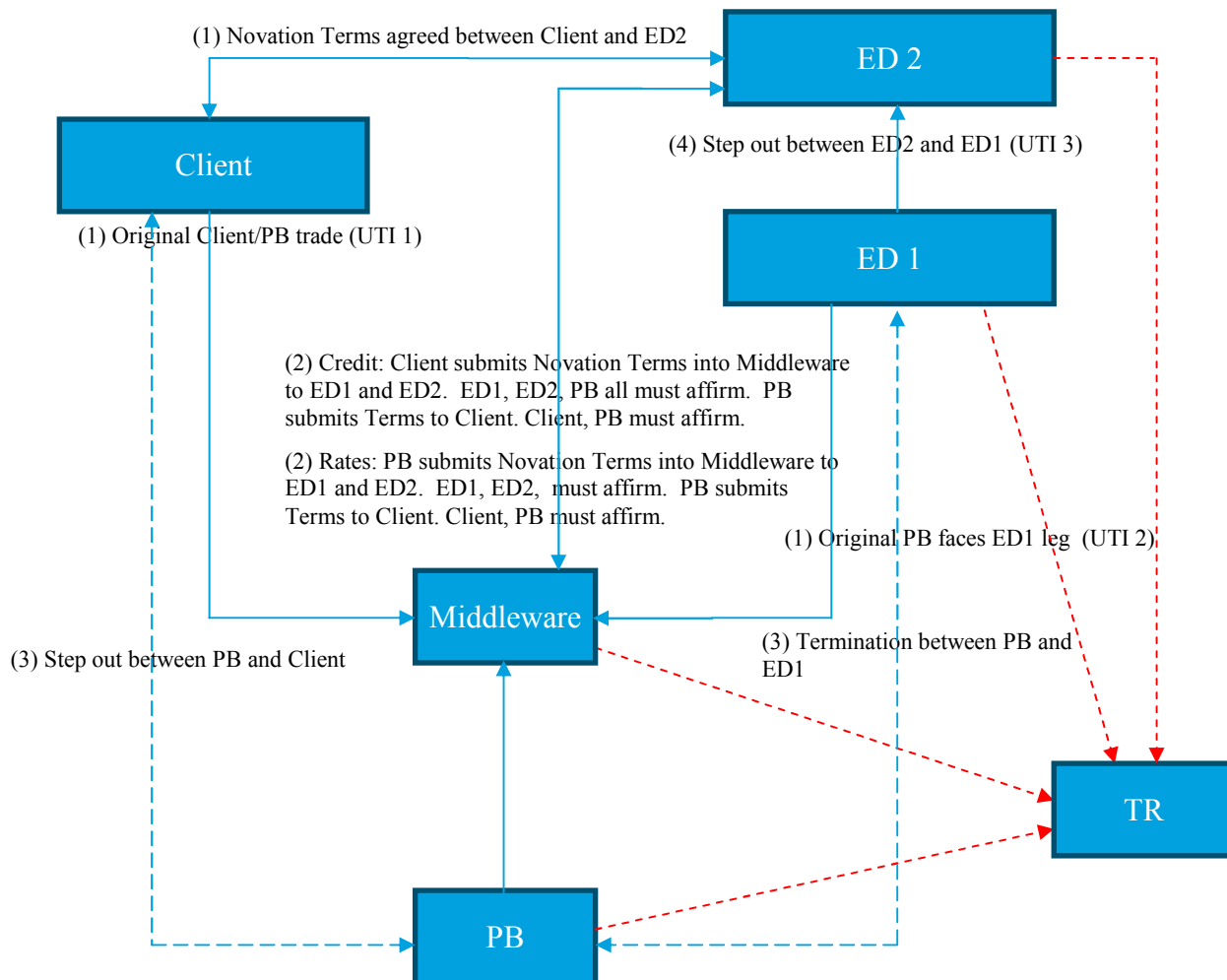
#### 4.5.4 (a) Novation when original trade has cleared

In this case, the trade cannot declare on the PB/Dealer leg. Client has an existing rates transaction with ED1. In this case, the original trade (PB / ED1) has cleared. ED1 is depicted to demonstrate that ED1 would not be involved since the original transaction between ED1/PB was cleared. The PB/Client leg remains bilateral.



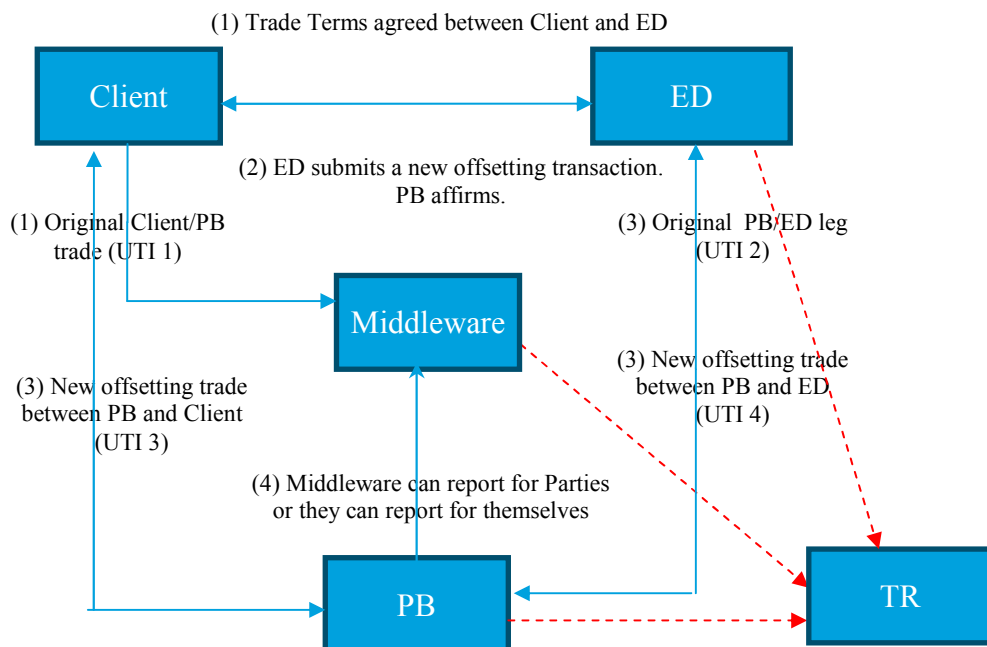
#### 4.5.4 (b) Novation when original trade has not cleared

Client has an existing transaction with ED1 in rates. In this case, the original trade (PB / ED1 leg) has not been cleared.



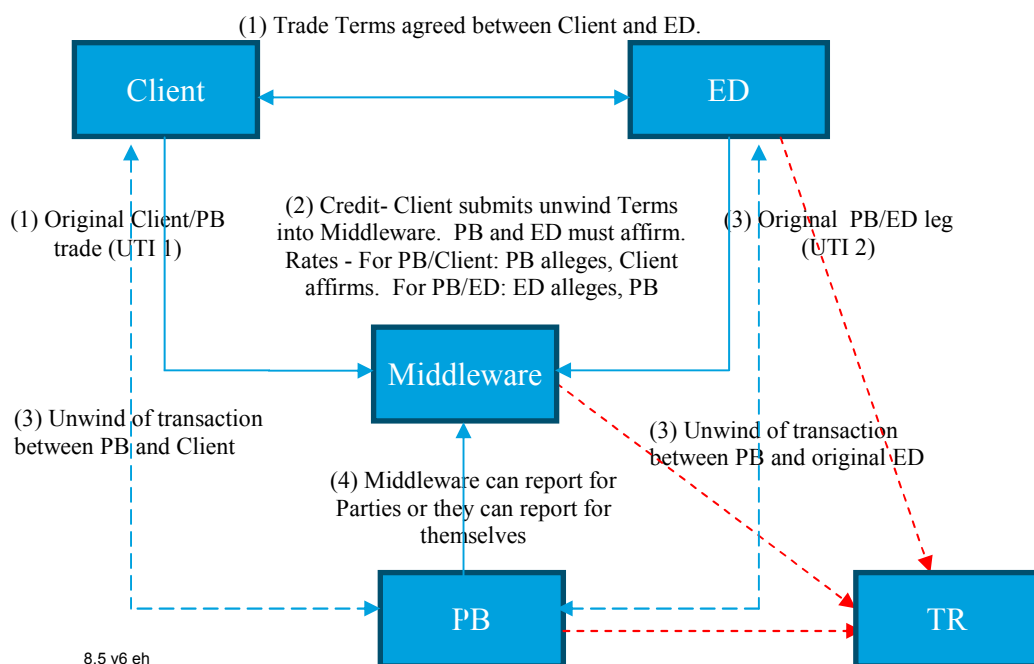
#### 4.5.5 (a) Unwind when original trade has cleared

In this credit scenario, the original trade (PB /ED) has been cleared, and cannot de-clear. The majority of Dealers are currently voluntarily self-clearing. Execution occurs with the same ED as the original trade.



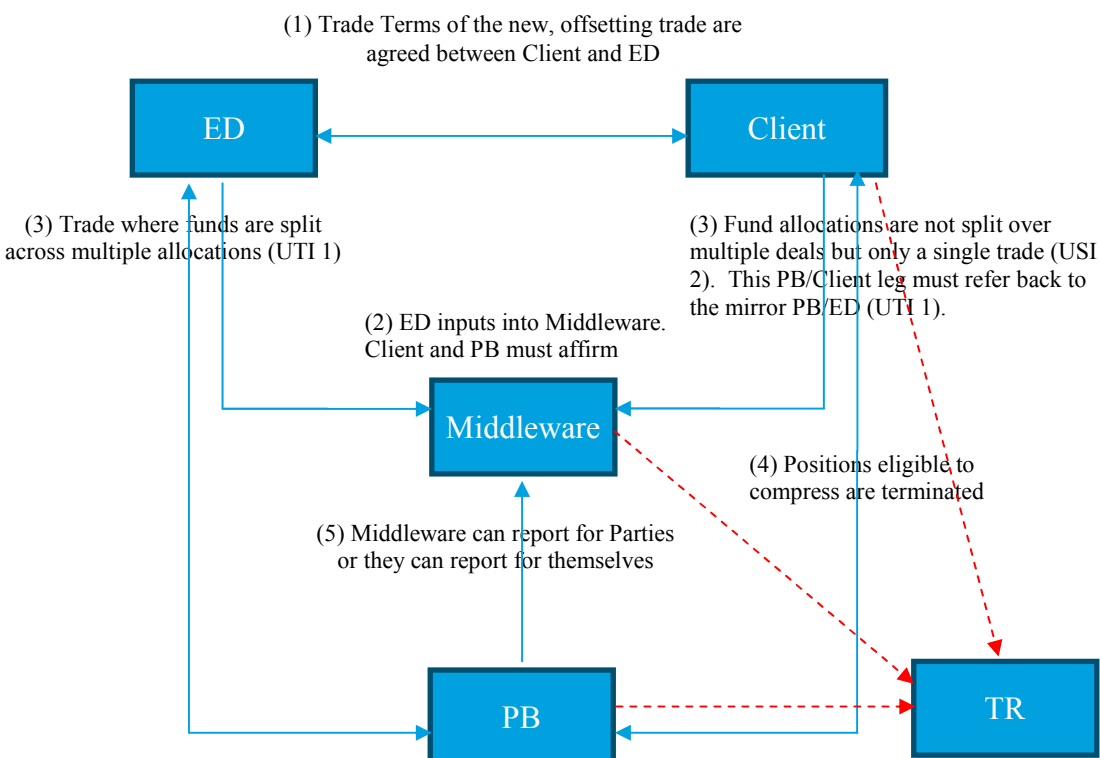
#### 4.5.5 (b) Unwind when original trade has not cleared

This is a case where the original trade (PB /ED) has not been cleared for credit or rates. Executing with the same ED as the original trade.



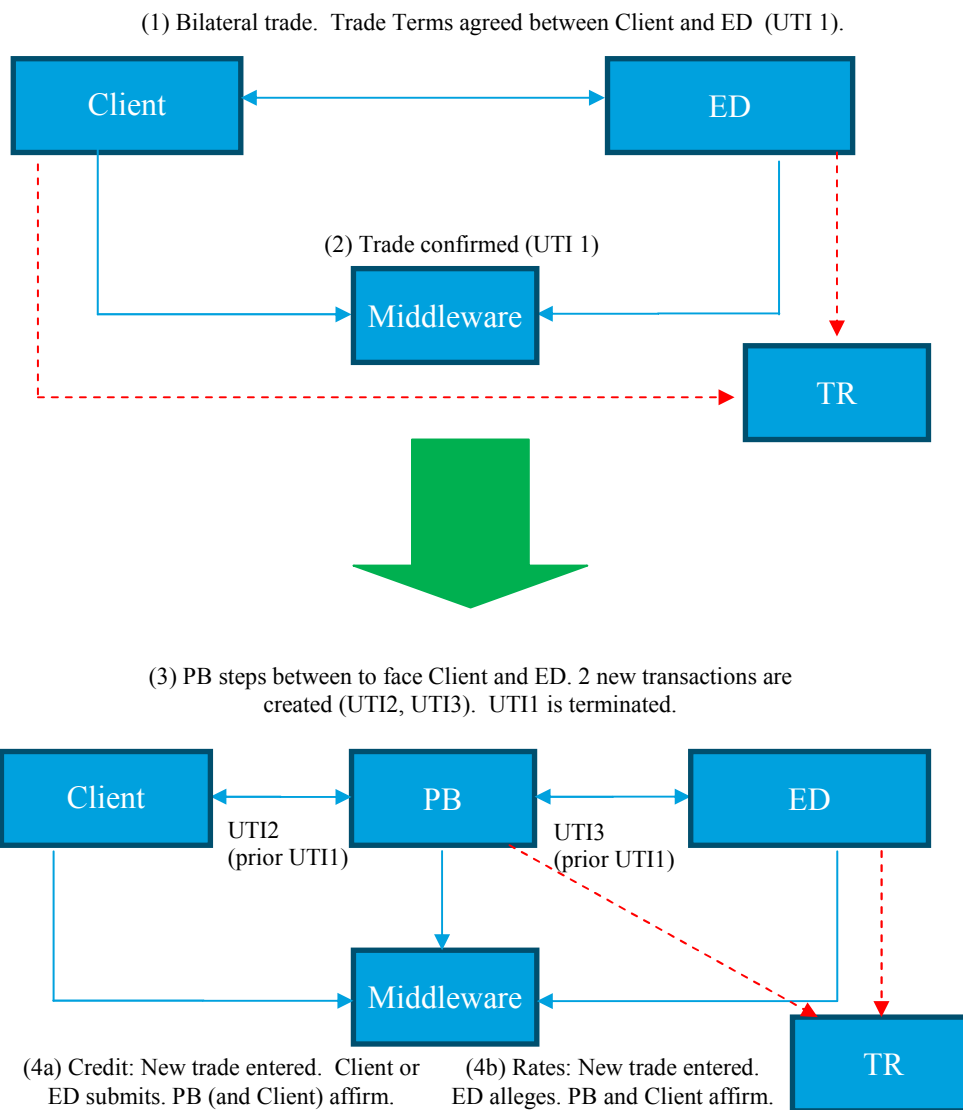
#### 4.5.6 PB executes full compression for Client per Client request

A plain vanilla trade already exists for rates or credit. Multiple trades are closed by PB for the Client, per the Client's request, and replaced by a single trade by executing a new trade in an offsetting position. Client tells PB which positions to compress. A full compression is when 100% of the Clients' individual trades are terminated, and no residual position remains for the Client and PB. If a residual position is left, the trades may be terminated, and a new trade created (with a new UTI) for the remnant. The compressed trade which was closed would refer back to the new trade. There may be cases where this may not always be followed, and, if a residual position is left, the trade could possibly be amended in terms of amount and keep the same UTI.



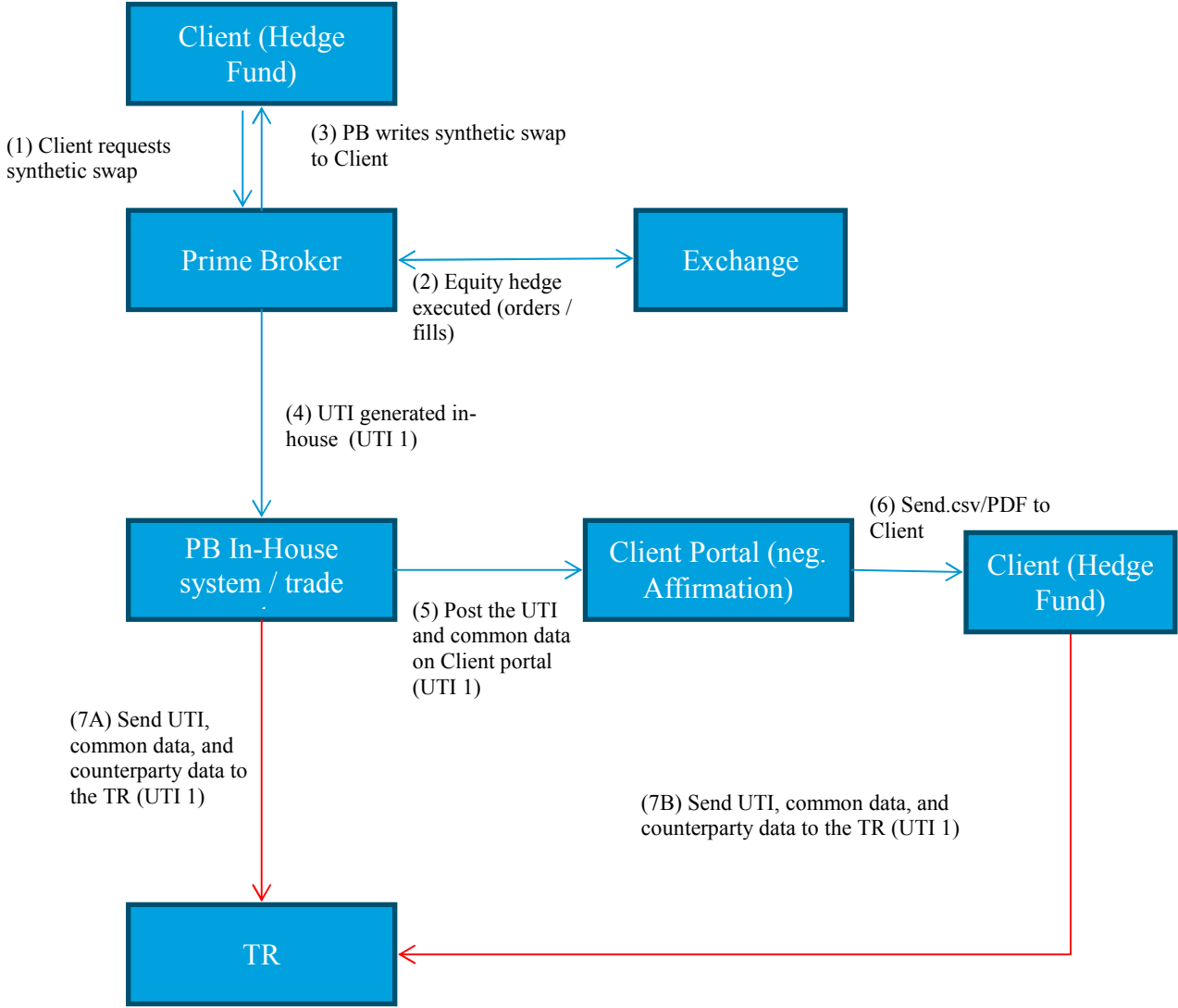
### 4.5.7 Intermediations

Trade Terms are agreed between Client and ED, and the trade is confirmed with UTI 1. The trade is bilateral. At the point of execution, there is no give-up, but then subsequently given-up. The PB intermediates e.g., the PB steps in between to face the Client and the ED. A new UTI must be generated and prior UTI 1 is referenced. This depicts a fundamental flow - there are additional scenarios which also use Middleware to communicate the UTI and match on common data fields.



### 4.5.8 Negative Affirmation: Prime Equity Synthetics Front-to-Back Workflow

The PB is the ‘determining party’ as the writer and seller of the swap. Therefore, the PB generates the UTI for consumption by the Client/Hedge Fund. The UTI is created in-house and negatively affirmed to “agree” on common data.



## 5 UTI Generation and Matching for Historical Trade Populations

### 5.1 Summary

In jurisdictions where Parties need to report historic trades with an agreed UTI, historic trades need to be paired and matched in advance in order to agree a UTI. Firms will need to participate in a bilateral pairing exercise with their Counterparties to confirm their eligible trade population, as well as to agree UTIs for trades. Priority for UTI determination would apply first to live trades.

### 5.2 Principles

The following principles are proposed industry best practice for determining a UTI for historic trades.

- 1 Where an acceptable unique trade reference is available via Middleware, electronic confirmation or execution platforms, that unique reference will be used as a UTI.
- 2 Counterparties should pair paper trades and agree a UTI ahead of reporting. If there is no agreed UTI at time of reporting, then Parties may submit their own trade reference, but not report a UTI until a UTI is agreed, at which time they should update and report with the agreed, final UTI.
- 3 For cleared trades, only the Beta and Gamma trades will be backloaded as live trades, as the Alpha trade is considered dead.
- 4 If a trade has already been reported under another jurisdiction (e.g. Dodd Frank or JFSA), then the UTI for any additional jurisdictions should be the same reference already used to report to the previous jurisdiction.
- 5 For a trade already reported under another jurisdiction, only the latest version of the trade will be backloaded as reportable.
- 6 For paper trades, the Party that generates the UTI should be determined using asset class specific logic. Examples can be found in the Appendix 6.3 “Determination of the UTI Generating Party.”

## 6 Appendices

### 6.1 Creation of UTI - Event Table

Certain events that result in a change to the legal part(ies) of a transaction require a new UTI to be generated. Whenever a new UTI is generated, the prior UTI is retained.

To further summarize the UTI principles, the following event table was created by industry working groups.

Event Type		New UTI Generated?
New Trade		Y
Amendment (correction to the trade for any trade attribute or fee)		N
Cancel (trade booked in error)		N
Trade Allocated	Original Unallocated "Block" Trade	N
	Allocated Trades	Y (each allocation)
Cleared Positions	Original Bilateral Trade	N
	Cleared Position	Y
Termination / Unwind		N
Partial Termination / Partial Unwind / Partial Decrease		N
Increase / Decrease		N
Full Novation – for the transaction between Remaining Party and the Transferee		Y
Full Novation – 4 way		Y
Partial Novation – Partial Remaining Party	Original Trade	N
	New Trade	Y
Partial Novation – Partial 4 way	Original Trade	N
	New Trade	Y
Exercise	Original Option	N
Exercise (New Swap - Physically Settled)		Y
Prime Brokerage		Y
Succession Events	Rename	N
	Reorganizations	Y
Credit Events	Bankruptcy / Failure to Pay	N
	Restructuring	Y*
Compression Events	Original Trade - Terminated	N
	Original Trade – Amendment	N
	New Trade	Y
CCP: Position Transfer (i.e. transfer of a trade between Clearing Members)		Y
CCP: Declare then Reclear		Y
CCP: Compression		Y

\*Depending on product type and triggering activity

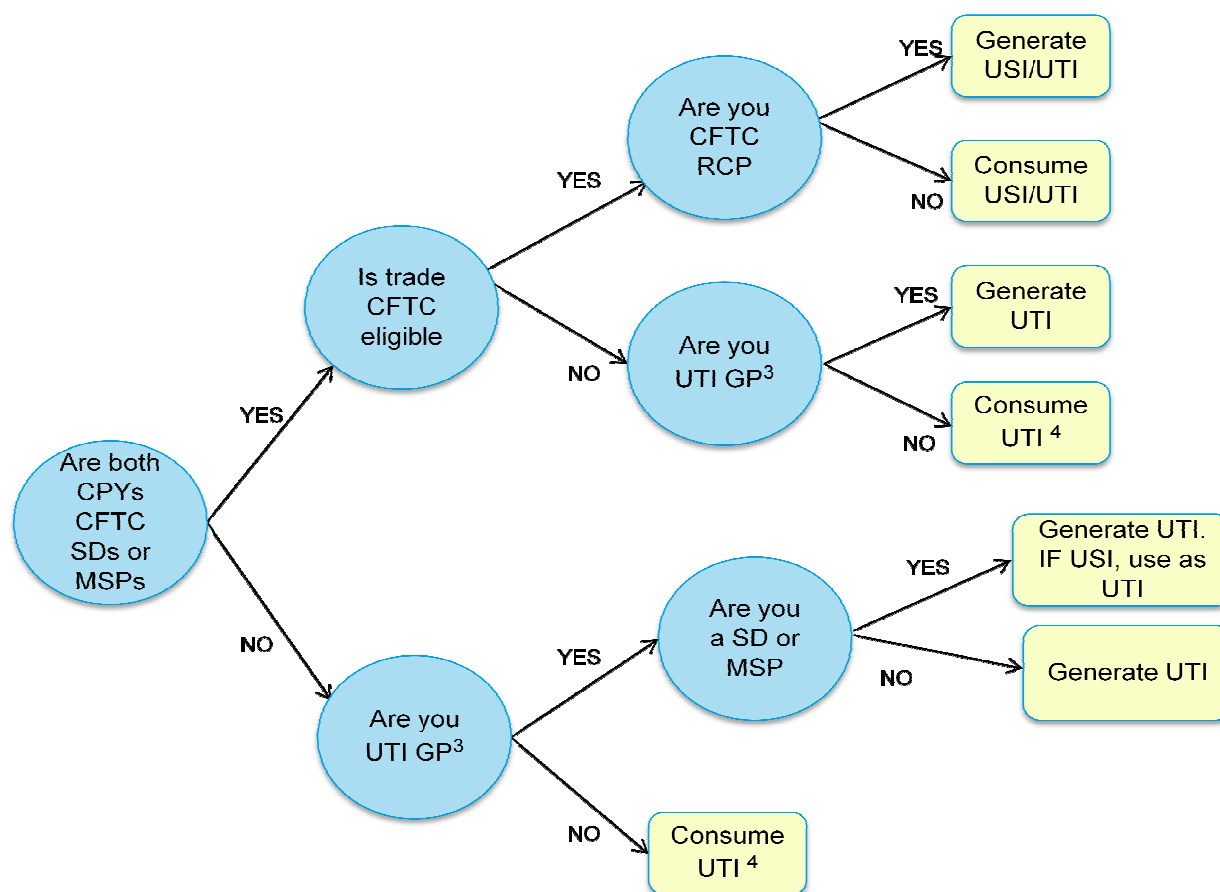


## 6.2 UTI Generator - Decision Tree

If a central execution platform, Middleware or CCP has not generated a UTI, this decision tree maps the process for determining who generates the UTI for asset classes other than FX. FX will use “our ref / your ref” protocol.<sup>3</sup>

If the Party consuming the UTI has not received the UTI by time of reporting, then the Party should report using “our ref.” Once the UTI is agreed, the trade should be updated and re-reported.

For multi-jurisdictional transactions, if there is a CFTC reporting obligation, a CFTC compliant USI must be generated. In this case, the USI would be used as the UTI. If both Parties have a reporting obligation, and need to determine who generates the UTI, then use the guidelines below.



<sup>3</sup> Subject to ESMA approval. If not approved, FX will follow same convention as all other asset classes.

<sup>4</sup> If only one Party has a reporting obligation, they are automatically the UTI generator.

<sup>5</sup> Parties with no reporting obligation may choose whether or not to consume the UTI.

### 6.3 Determination of the UTI Generating Party

The process of USI/UTI generation and determination of Reporting Counterparty (“RP”) in singular reporting party jurisdictions are separate and distinct processes. The following is the best practice tie-breaker logic to determine which party generates the UTI.

#### Credit

When asset class tie-breaker logic needs to be applied, the UTI generating party is the Floating Rate Payer (a/k/a ‘Seller’). For Swaptions, the UTI generating party is the Floating Rate Payer of the underlying Swap.

For novated transactions, the UTI Generating Party should be reassessed between the Transferee and Remaining Party based on the above.

#### Rates

##### Product Attribute Determination

RP Tie Breaker Logic - Rates		
Trade Type	Explanation	Reporting Party
Cap/Floor	When a single Fixed Rate Payer exists	Fixed Rate Payer. Otherwise Reverse ASCII sort, first LEI/Entity ID
Debt Option	All	Option Buyer
Exotic	All	Reverse ASCII sort, first LEI/Entity ID
FRA	All	Fixed Rate Payer
IRS Basis	All	Reverse ASCII sort, first LEI/Entity ID
IRS Fix-Fix	All	Reverse ASCII sort, first LEI/Entity ID
IRS Fix-Float	All	Fixed Rate Payer
IRSwap: Inflation	When a single Fixed Rate Payer exists	Fixed Rate Payer. Otherwise Reverse ASCII sort, first LEI/Entity ID
IRSwap: OIS	All	Fixed Rate Payer
Swaption	All	Option Buyer
XCCY Basis	All	Reverse ASCII Sort, first LEI/Entity ID
XCCY Fix-Fix	All	Reverse ASCII sort, first LEI/Entity ID
XCCY Fix-Float	All	Fixed Rate Payer

## Tiebreaker Logic

When the participant identifier tiebreaker is invoked the following processes will be used:

### 1a. Determining identifiers

When an entity has multiple entity ID's then the following hierarchy will be used to determine which entity ID to use in the UTI Generator determination logic:

- LEI or pre-LEI (collectively referred to below as “LEI”) is used before DTCC GTR ID which is used before an AVOX ID which is used before any other identifier.

### 1b. Identifier Tiebreaker Logic Scenarios

- i. When both firms have a LEI then rank based on the two LEIs.
- ii. When one firm has a LEI and the other firm has a DTCC ID but does not have a LEI then rank based on the comparison of the LEI or pre-LEI to the DTCC ID.
- iii. When one firm has a LEI or pre-LEI and the other firm has an AVOX ID but does not have a LEI then rank based on the comparison of the LEI to the AVOX ID.
- iv. When neither firm has a LEI and both firms have a DTCC ID then rank based on the two DTCC IDs.
- v. When neither firm has a LEI and one firm has a DTCC ID and the other firm has only an AVOX ID then rank based on the comparison of the DTCC ID to the AVOX ID.
- vi. A firm will be the UTI Generating Party when that firm has a DTCC ID or LEI and the other has neither a LEI nor a DTCC ID nor an AVOX ID. Please note that in all cases the UTI Generating Party will have a DTCC ID and by extension will have a LEI.

### 2. Determining sort order of identifiers

- LEI, DTCC GTR IDs, and AVOX ID's are comprised of characters from the following set {0-9, A-Z}.
- For avoidance of doubt, before comparing ID's convert all ID's to UPPER CASE only.
- For comparison basis the sort order will be reverse ASCII sort order. For avoidance of doubt the following are sort order of precedence:
- Z, Y, X, W, V, U, T, S, R, Q, P, O, N, M, L, K, J, I, H, G, F, E, D, C, B, A, 9, 8, 7, 6, 5, 4, 3, 2, 1, 0.

3. When comparing two ID's the UTI Generating Party will be the firm with the first ID in the list when sorted in reverse ASCII sort order.

## Equities

The UTI Generating Party will be the:

- Seller of performance on any product in the taxonomy<sup>6</sup>.
- Seller of product on all other (exotic) products in the taxonomy.
- If seller cannot be identified the fall back would be for the parties to agree amongst themselves.

For Portfolio Swaps Agreements (PSA's) the seller will remain the seller regardless of the underlier's performance.

## Commodities

A seller convention applies if the executed trade is one of the three trade types enumerated in the table below. Otherwise, the LEIs of the parties should be compared in standard ASCII order and the party with the first ID in the list will be the UTI generating party.

RP Tiebreaker Logic - Commodities		
Trade Type	Explanation	Reporting Party
<b>Fixed Floating Swap</b>	Seller of the Fixed leg = Reporting Party	Fixed leg seller (Receiver of Cash on the fixed leg)
<b>Option</b>	Receiver of premium payment or Option writer	Seller
<b>Swaption</b>	Receiver of premium payment or Swaption writer	Seller
<b>Option Strategies (Collars, Corridors, Multi-leg)</b>	Premium receiver is the Seller = Reporting Party	Premium Receiver
	If no premium, go to alpha convention	Go to alpha convention
<b>For trade types not listed above</b>		
<b>Seller convention with Alpha</b>	Any trade that falls outside of that list will have the alphanumeric ASCII convention applied based on the LEI/CICI. The LEI/CICI selected as the RP will be the LEI/CICI at the top of that sort order. As an example, ASCII is the same sort logic that MS Excel applies.	

<sup>6</sup> <http://www2.isda.org/otc-taxonomies-and-upi/>

## FX

The process for agreeing a common identifier within the Foreign Exchange (FX) market is complex due to the high trade volume, variety of market participants of various technical ability, and fragmented nature of the market infrastructure. As such, there is no central means of assigning a single trade identifier.

Due to these factors, the FX market has developed a proposed protocol involving an exchange of trade identifiers. Where trades are executed bilaterally or off-platform, the FX proposal advocates a protocol referred to as “our ref / your ref”, where Parties can supply transaction information to the TR utilizing their own unique identifier and subsequently update their record to reflect the identifier that their counterparty has used in reporting the same transaction, creating a cross-reference between reported transactions.

Each party to the trade creates and uses the same transaction identifier when reporting a transaction in any jurisdiction (e.g. where the trade is reported to multiple TRs). This identifier is known as “our ref.” Each party creating a transaction identifier will notify their counterparty of their reference - via the confirmation, trade affirmation or other suitable electronic means. A market participant, upon receipt of a counterparty notice of transaction identifier, will apply this identifier to their own internal trade record as "your ref" and amend their TR submissions to reflect their counterparty's reference.

In jurisdictions where dual sided reporting is supported, such as under EMIR, a regulator is able to enquire about a specific trade by using either Party's identifier, both of which reference the same trade.<sup>7 8 9</sup>

---

<sup>7</sup> GFMA "Re: Discussion Paper on Draft Technical Standards for the Regulation on OTC Derivatives, CCPs and Trade Repositories." 2012 August 3.

<sup>8</sup> GFMA FX MAG "Unique Transaction Identifier – Overview Document." 2012 June 1.

<sup>9</sup> GFMA "Challenges with Identifier Exchange for Trading Flows with No Central Infrastructure (including FX). 2013 June.

## 7 Glossary

### 7.1 Acronyms used

CCP	Central Counterparty Clearing House
CM	Clearing Member
ED	Executing Dealer
EMIR	European Market Infrastructures Regulation – EU Regulation 648/2012 of the European Parliament and Council on OTC derivatives, central counterparties, and trade repositories.
EOD	End of Day
ESMA	European Markets and Securities Authority
ETD	Exchange Traded Derivatives
FOA	Futures and Options Association
FX	Foreign Exchange
GP	Generating Party (UTI generator)
MSP	Major Swap Participants
OTC	Over-the-Counter [Derivatives]
PB	Prime Broker
RTS	Regulatory Technical Standards adopted by the EC
RP or RCP	Reporting Party; Reporting Counterparty
SD	Swap Dealer

TR	Trade Repository
USI	Unique Swap Identifier
UTI	Unique Transaction Identifier